

PALM CITY IRONWORKS

URBAN SERIES OUTSWING NARROW STILE DOOR (IMPACT) (HVHZ)



PALM CITY IRONWORKS
3160 KUTAK RD.
FORT MYERS, FL 33916

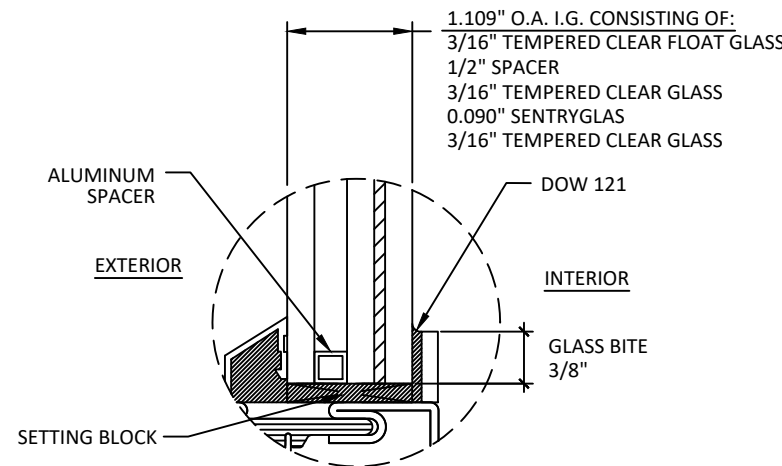
PH: (239) 691-8400 FX: (239)277-0061

GENERAL NOTES:

1. THE PRODUCT SHOWN HEREIN IS DESIGNED AND MANUFACTURED TO COMPLY WITH THE CURRENT EDITION FLORIDA BUILDING CODE (FBC), INCLUDING HVHZ AND HAS BEEN EVALUATED ACCORDING TO THE FOLLOWING:
 - TAS 201-94
 - TAS 202-94
 - TAS 203-94
 - ASTM E330-02
 - ASTM E283-04
 - ASTM E331-00
 - ASTM E1886-13a
 - ASTM E1996-14a
2. ADEQUACY OF THE EXISTING STRUCTURAL CONCRETE/MASONRY, 2X WOOD & STEEL FRAMING AS A MAIN WIND FORCE RESISTING SYSTEM CAPABLE OF WITHSTANDING AND TRANSFERRING APPLIED PRODUCT LOADS TO THE FOUNDATION IS THE RESPONSIBILITY OF THE ENGINEER OR ARCHITECT OF RECORD FOR THE PROJECT OF INSTALLATION.
3. 1X AND 2X BUCKS (WHEN USED) SHALL BE DESIGNED AND ANCHORED TO PROPERLY TRANSFER ALL LOADS TO THE STRUCTURE. BUCK DESIGN AND INSTALLATION IS THE RESPONSIBILITY OF THE ENGINEER OR ARCHITECT OF RECORD FOR THE PROJECT OF INSTALLATION.
4. THE INSTALLATION DETAILS DESCRIBED HEREIN ARE GENERIC AND MAY NOT REFLECT ACTUAL CONDITIONS FOR A SPECIFIC SITE. IF SITE CONDITIONS CAUSE INSTALLATION TO DEVIATE FROM THE REQUIREMENTS DETAILED HEREIN, A LICENSED ENGINEER OR ARCHITECT SHALL PREPARE SITE SPECIFIC DOCUMENTS FOR USE WITH THIS DOCUMENT. FOR NON-HVHZ AREA, INSTALLATION TO BE REVIEWED BY AHJ (AUTHORITY HAVING JURISDICTION).
5. DEVIATION FROM THIS FLORIDA PRODUCT APPROVAL IN HVHZ AREA REQUIRES A ONE TIME APPROVAL FROM MIAMI-DADE COUNTY RER OR AHJ.
6. APPROVED IMPACT PROTECTIVE SYSTEM **IS NOT REQUIRED** ON THIS PRODUCT IN AREAS REQUIRING IMPACT RESISTANCE.
7. DOOR MATERIAL: Q235B STEEL
8. GLASS MEETS THE REQUIREMENTS OF ASTM E 1300 GLASS CHARTS. SEE SHEET 1 FOR GLAZING DETAILS.
9. DISSIMILAR METALS INCLUDING FASTENERS THAT MAY COME INTO CONTACT WITH ALUMINUM COMPONENTS SHALL BE PROTECTED IN ACCORDANCE WITH THE CURRENT FBC REQUIREMENTS CHAPTER 20.
10. CUSTOM SIZES AVAILABLE UPON REQUEST.

TABLE OF CONTENTS		
SHEET	REVISION	SHEET DESCRIPTION
1	-	GENERAL NOTES & GLAZING DETAIL
2	-	ELEVATION & ANCHOR LAYOUT
3	-	ELEVATION & ANCHOR LAYOUT
4	-	ELEVATION & ANCHOR LAYOUT
5	-	ELEVATION & ANCHOR LAYOUT
6	-	ELEVATION & ANCHOR LAYOUT
7	-	ELEVATION & ANCHOR LAYOUT
8	-	ELEVATION & ANCHOR LAYOUT
9	-	ELEVATION & ANCHOR LAYOUT
10	-	VERTICAL SECTIONS
11	-	VERTICAL SECTIONS
12	-	VERTICAL SECTIONS
13	-	HORIZONTAL SECTIONS
14	-	HORIZONTAL SECTIONS
15	-	INSTALLATION NOTES AND DETAILS
16	-	COMPONENTS
17	-	BILL OF MATERIALS

DESIGN PRESSURE RATING			
MAX. O.A. PRODUCT SIZE		DESIGN PRESSURE	MISSILE IMPACT RATING
WIDTH	HEIGHT		
80.00"	132.00"	+70.0/-70.0 PSF	SMI/LMI
48.00"			
42.00"			
80.00"			
80.00"	156.00"	+70.0/-70.0 PSF	SMI/LMI
128.00"			
90.00"			



GLAZING DETAIL 1

- GLAZING NOTES:**
1. GLASS TYPE AND THICKNESS SHALL COMPLY WITH ASTM E1300 REQUIREMENTS AS WELL AS APPLICABLE SAFETY GLAZING REQUIREMENTS PER THE FBC. THICKNESS, TEMPER, AND SAFETY GLAZING REQUIREMENTS SHALL BE REVIEWED ON A SITE SPECIFIC BASIS.
 2. SETTING BLOCK DUROMETER HARDNESS OF 70-90 (SHORE A) AS REFERENCED IN FBC CHAPTER 24.
 3. SETTING BLOCKS TO BE LOCATED AT 1/4 SPAN LENGTH FOR GLASS WIDER THAN 36" AS PER FBC CHAPTER 24.
 4. D.L.O. AND DESIGN PRESSURES MAY NOT EXCEED MAX VALUES IN GLASS CHARTS.


TITLE: URBAN SERIES OUTSWING NARROW STILE DOOR (IMPACT) (HVHZ)
GENERAL NOTES & GLAZING DETAIL

PREPARED BY: BUILDING DROPS, INC.
398 E. DANIA BEACH BLVD., STE. 338
DANIA BEACH, FL 33004
PH: (954)959-8478
FAX: (954)744-4738
WEB: www.buildingdrops.com



REMARKS	BY	DATE

THE INSTALLATION DETAILS DESCRIBED HEREIN ARE GENERIC AND MAY NOT REFLECT ACTUAL CONDITIONS FOR A SPECIFIC SITE. IF SITE CONDITIONS CAUSE INSTALLATION TO DEVIATE FROM THE REQUIREMENTS DETAILED HEREIN, A LICENSED ENGINEER OR ARCHITECT SHALL PREPARE SITE SPECIFIC DOCUMENTS FOR USE WITH THIS DOCUMENT



FL27071

DATE: **03.21.19**

DWG. BY: JA	CHK. BY: HFN
--------------------	---------------------

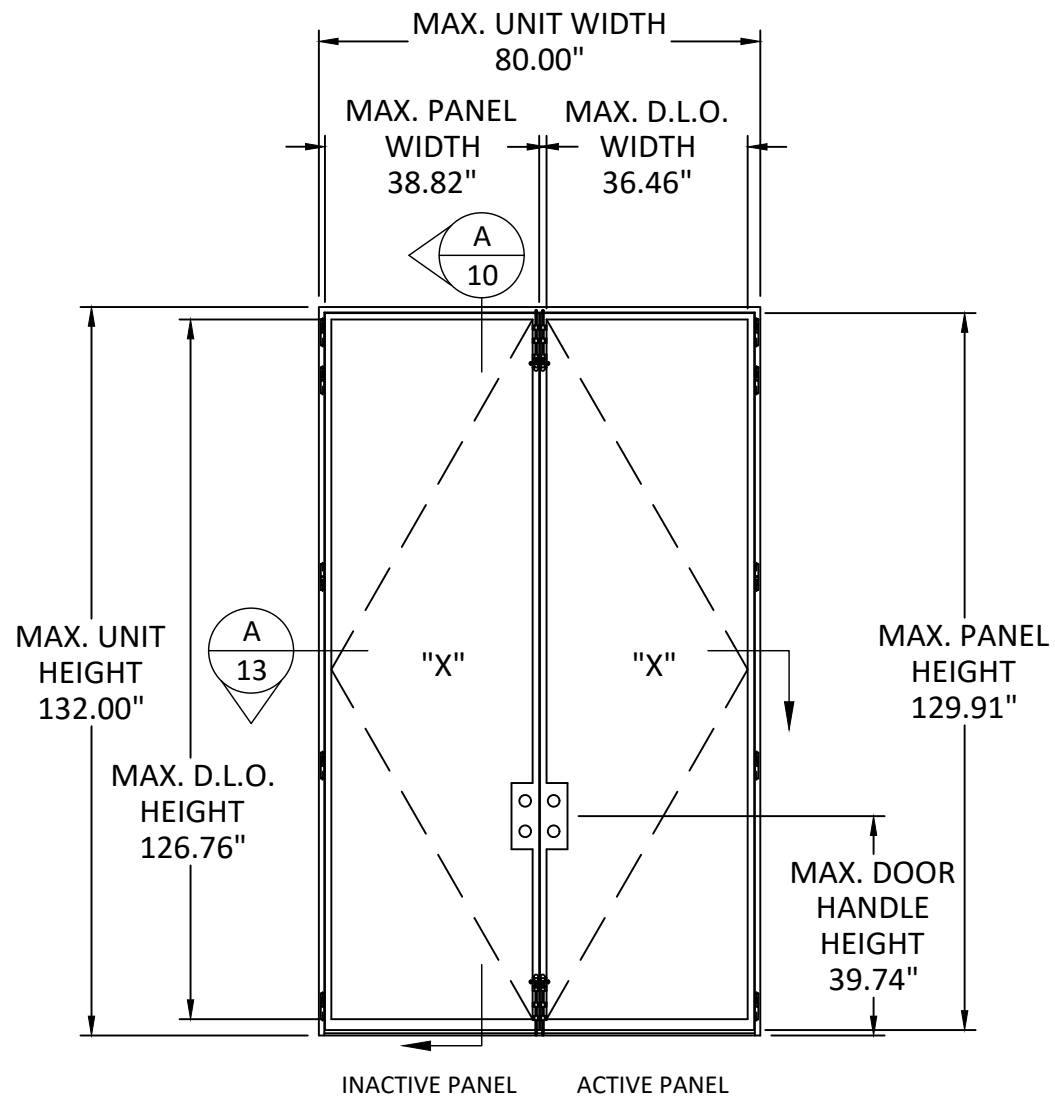
SCALE: **NTS**

DWG. #: **PCI002**

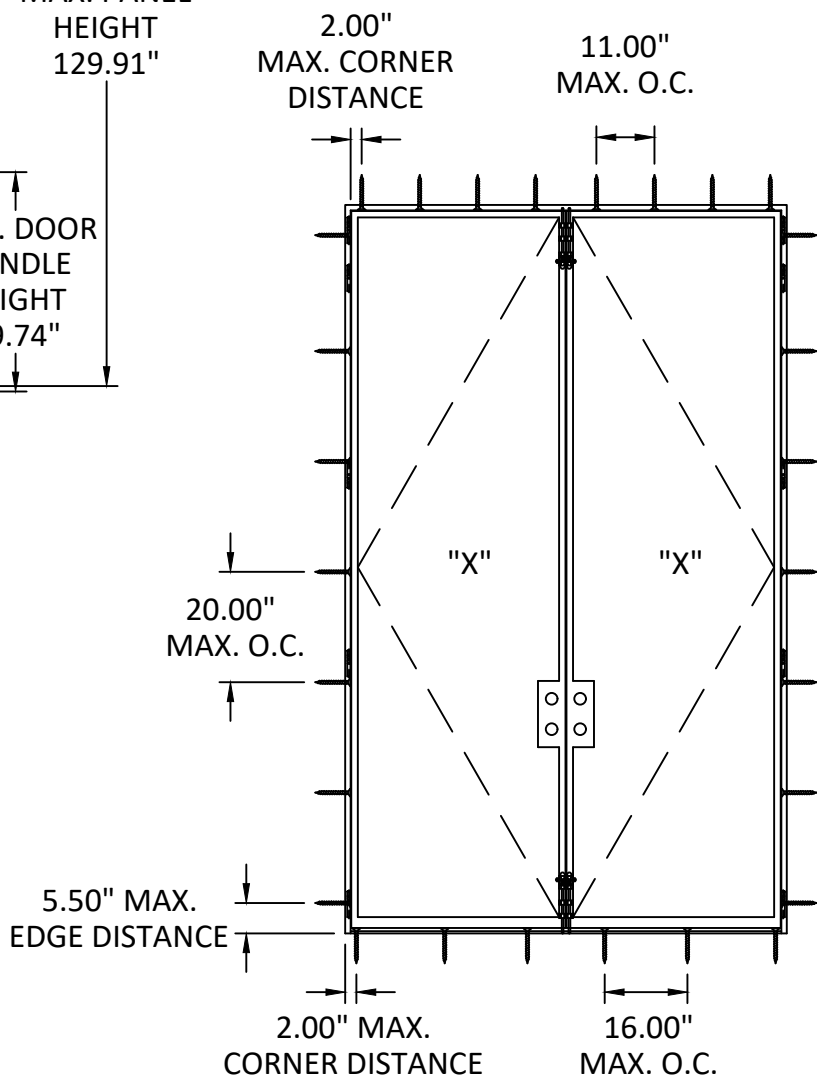
SHEET:

1

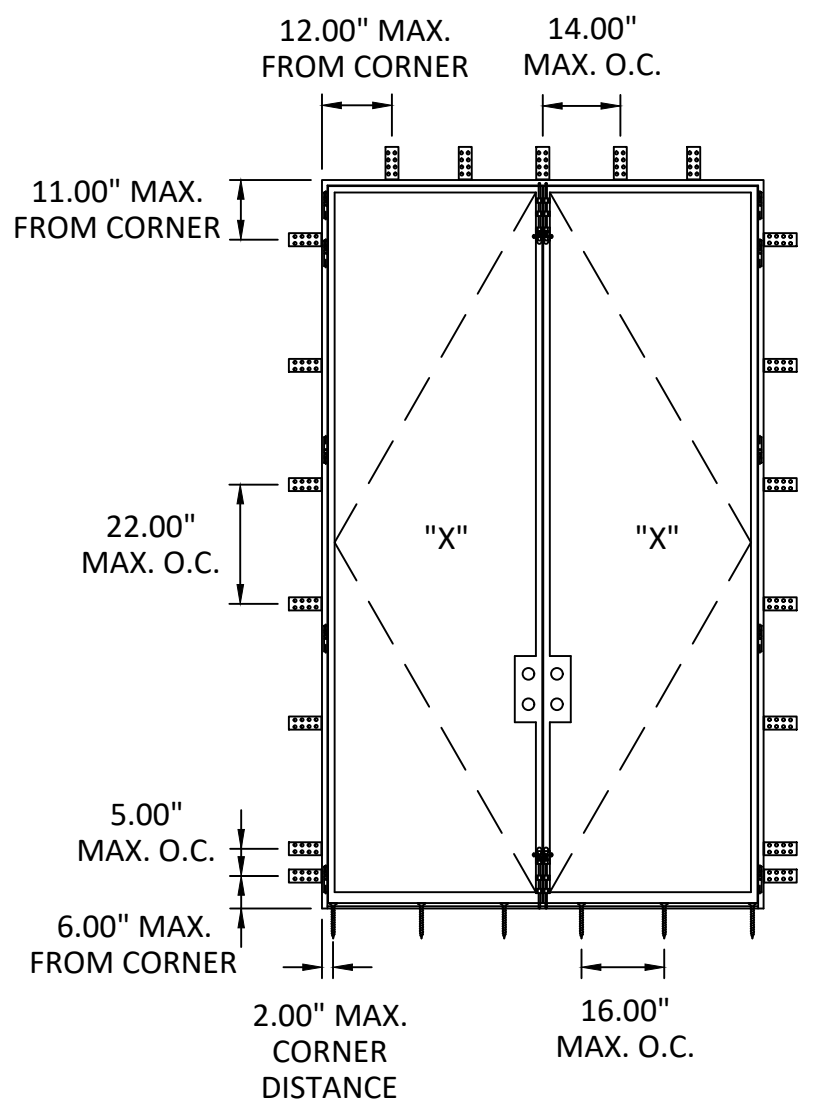
4/21/2019 9:48 PM
s:\projects\palmcity ironworks, inc.\fb\19-0247.2 - fbc submittal - fb16749, fb27071, fb27072, fb27073, fb27074, fb27075\dwg\fb27071.dwg



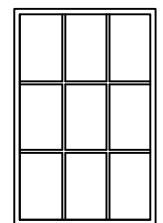
ELEVATION



ANCHOR LAYOUT THROUGH FRAME INSTALLATION



ANCHOR LAYOUT BRACKET INSTALLATION



SIMULATED DIVIDED LITE ALSO QUALIFIED




Palm City IRONWORKS
PALM CITY IRONWORKS
3160 KUTAK RD.
FORT MYERS, FL 33916
PH: (239) 691-8400 FX: (239) 277-0061

TITLE: URBAN SERIES OUTSWING NARROW STYLE DOOR (IMPACT) (HVHZ) ELEVATION & ANCHOR LAYOUT

PREPARED BY: BUILDING DROPS, INC.
398 E. DANIA BEACH BLVD., STE. 338
DANIA BEACH, FL 33004
PH: (954) 959-8478
FAX: (954) 744-4738
WEB: www.buildingdrops.com

REMARKS	BY	DATE

THE INSTALLATION DETAILS DESCRIBED HEREIN ARE GENERIC AND MAY NOT REFLECT ACTUAL CONDITIONS FOR A SPECIFIC SITE. IF SITE CONDITIONS CAUSE INSTALLATION TO DEVIATE FROM THE REQUIREMENTS DETAILED HEREIN, A LICENSED ENGINEER OR ARCHITECT SHALL PREPARE SITE SPECIFIC DOCUMENTS FOR USE WITH THIS DOCUMENT

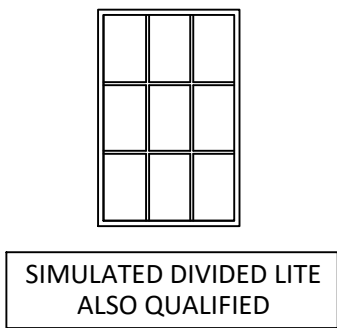
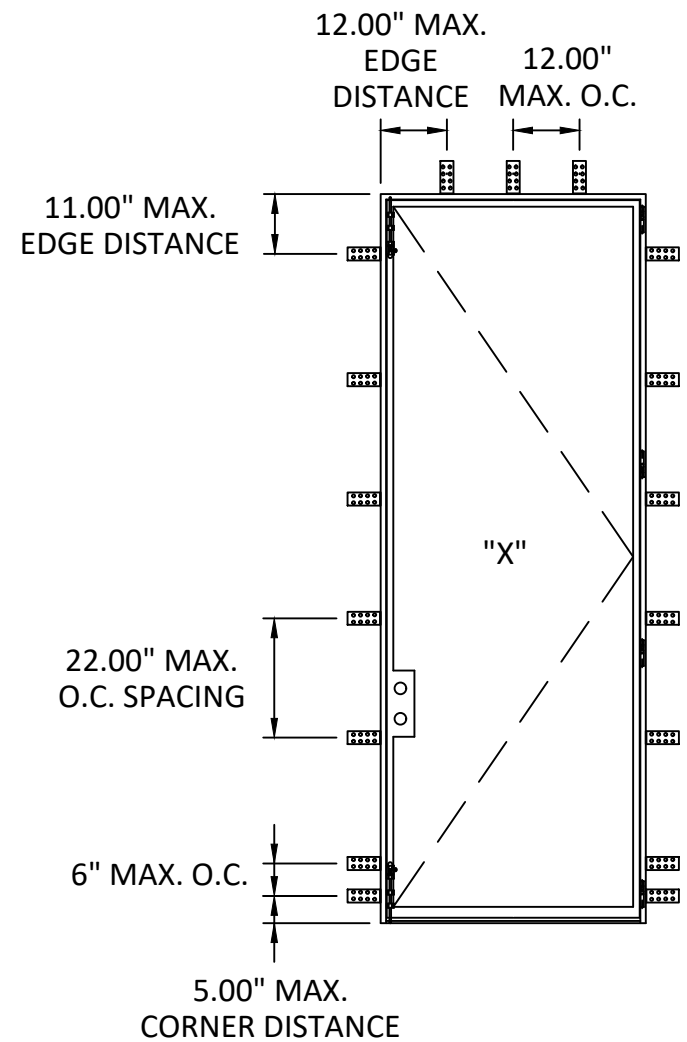
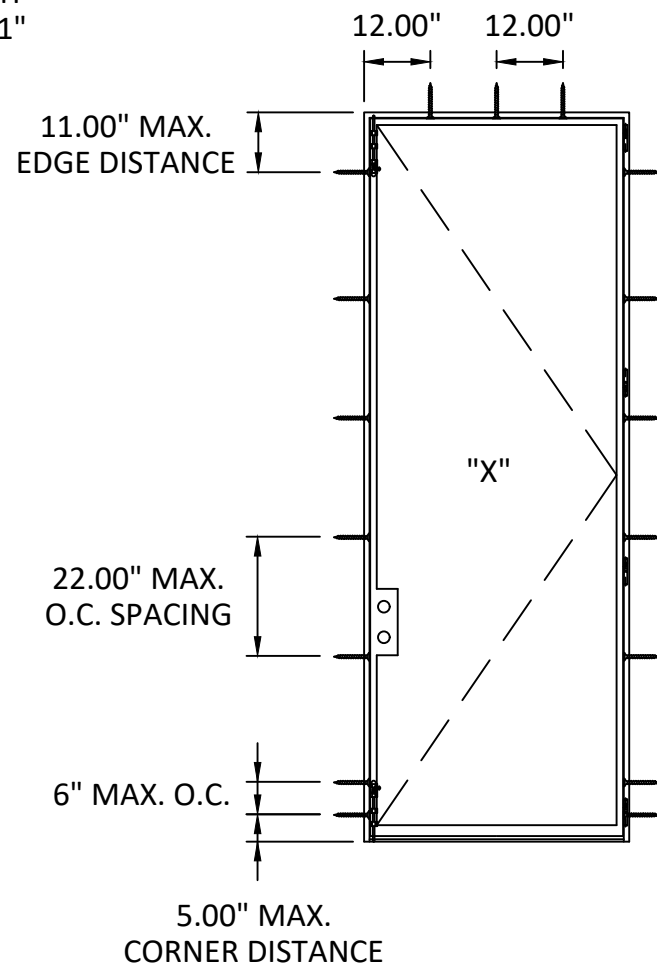
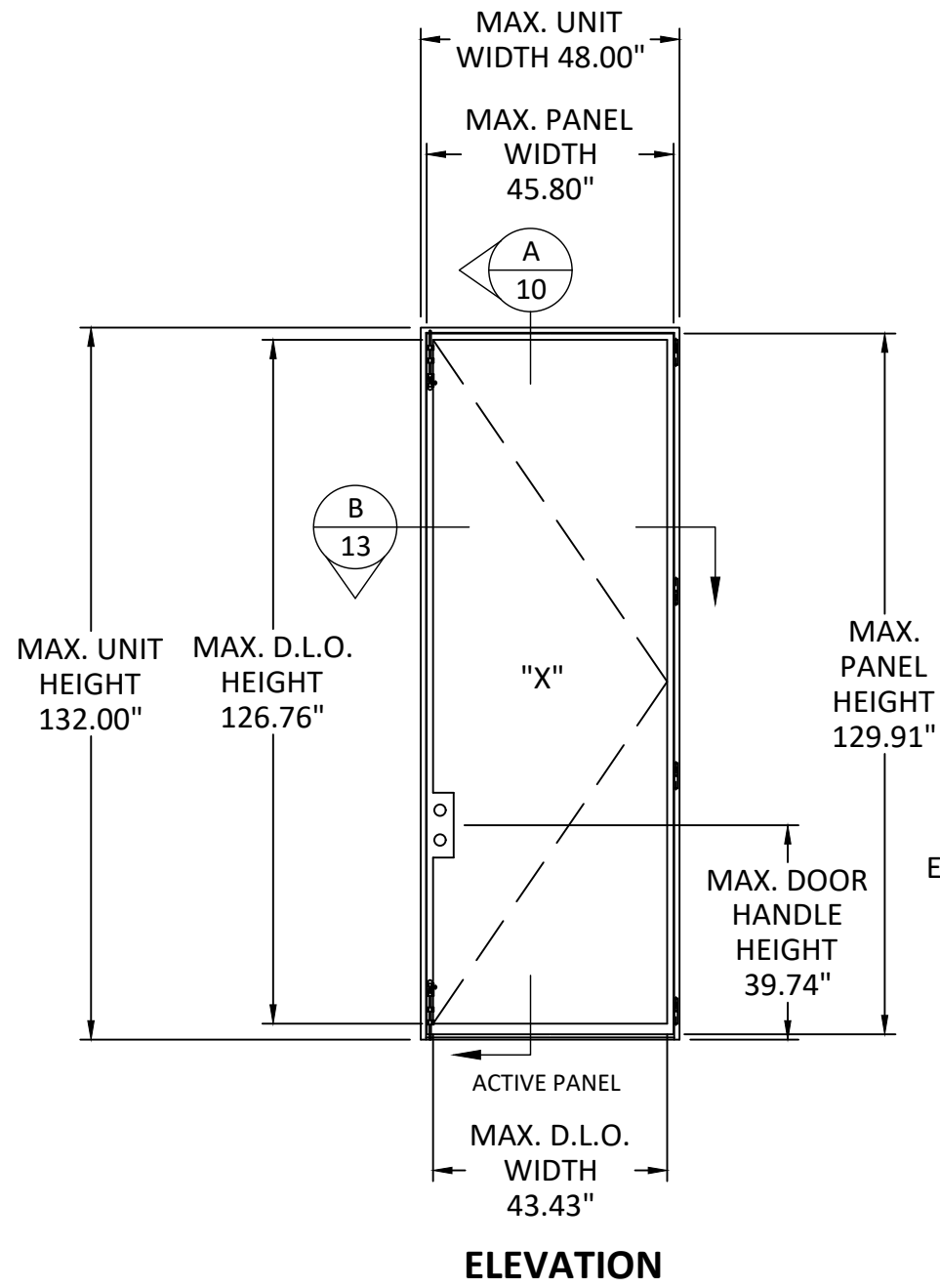


HERMES F. NORERO
FLORIDA P. E. NO. 73778
398 E. DANIA BEACH BLVD., STE. 338
DANIA BEACH, FL 33004
FBPE CERT. OF AUTHORIZATION NO. 29578

FL27071

DATE:	03.21.19
DWG. BY:	JA
CHK. BY:	HFN
SCALE:	NTS
DWG. #:	PCI002
SHEET:	2

4/21/2019 9:48 PM
s:\projects\palmcity ironworks, inc.\b\bc-19-0247.2 - fbc submittal - fl16749, fl27071, fl27072, fl27073, fl27074, fl27075\dwg\fl27071-1.urbanlpc002 (hntz).dwg



PALM CITY IRONWORKS
3160 KUTAK RD.
FORT MYERS, FL 33916


PH: (239) 691-8400 FX: (239) 277-0061

TITLE: URBAN SERIES OUTSWING
NARROW STYLE DOOR
(IMPACT) (HVHZ)
ELEVATION &
ANCHOR LAYOUT

PREPARED BY:
BUILDING DROPS, INC.
398 E. DANIA BEACH BLVD., STE. 338
DANIA BEACH, FL 33004
PH: (954) 999-8478
FAX: (954) 744-4738
WEB: www.buildingdrops.com

REMARKS	BY	DATE

THE INSTALLATION DETAILS DESCRIBED HEREIN ARE GENERIC AND MAY NOT REFLECT ACTUAL CONDITIONS FOR A SPECIFIC SITE. IF SITE CONDITIONS CAUSE INSTALLATION TO DEVIATE FROM THE REQUIREMENTS DETAILED HEREIN, A LICENSED ENGINEER OR ARCHITECT SHALL PREPARE SITE SPECIFIC DOCUMENTS FOR USE WITH THIS DOCUMENT

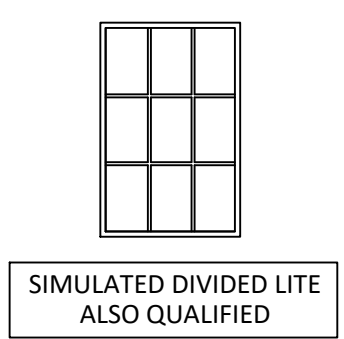
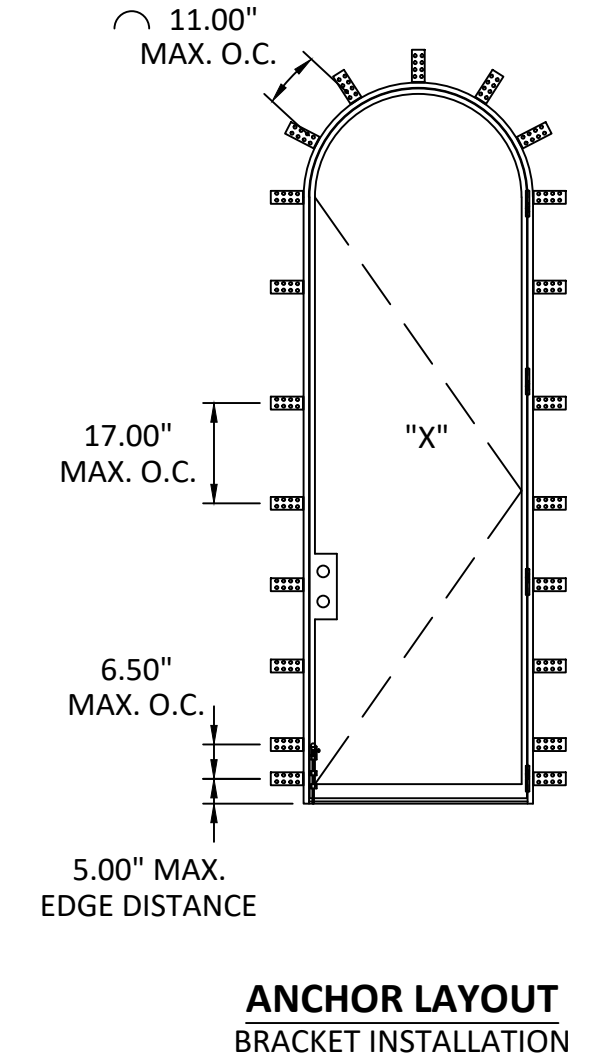
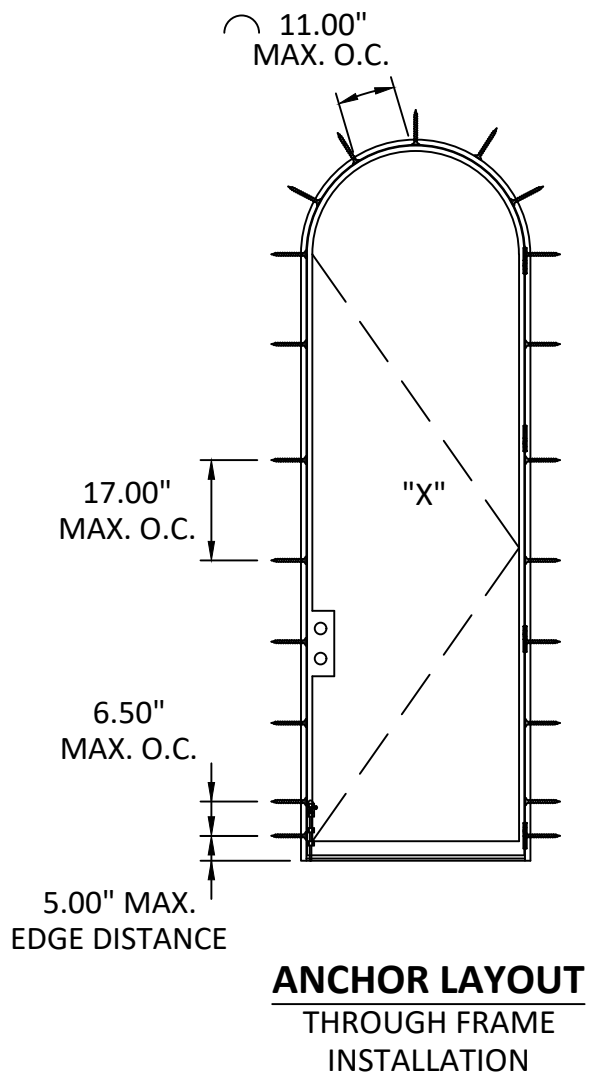
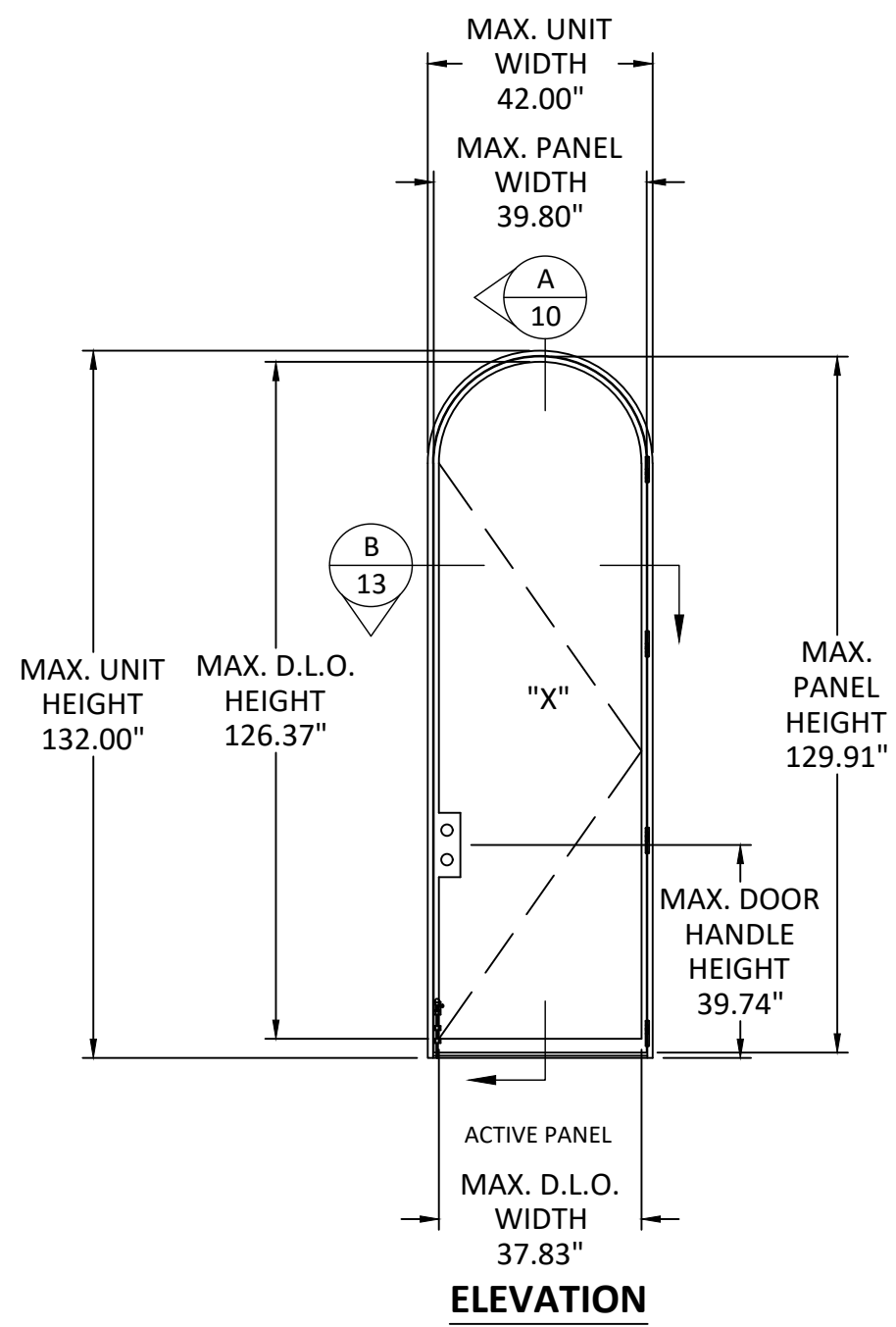


HERMES F. NORERO
FLORIDA P. E. NO. 73778
398 E. DANIA BEACH BLVD., STE. 338
DANIA BEACH, FL 33004
FBPE CERT. OF AUTHORIZATION NO. 29578

FL27071

DATE:	03.21.19
DWG. BY:	JA
CHK. BY:	HFN
SCALE:	NTS
DWG. #:	PCI002
SHEET:	3

s:\projects\palmcity ironworks, inc.\fb\fb-19-0247.2 - fbc submittal - fb16749, fb27071, fb27072, fb27073, fb27074, fb27075\dwg\fb27071.d urban ipc002 (hnmz).dwg 4/21/2019 9:48 PM




Palm City IRONWORKS
PALM CITY IRONWORKS
3160 KUTAK RD.
FORT MYERS, FL 33916
PH: (239) 691-8400 FX: (239) 277-0061

TITLE: URBAN SERIES OUTSWING NARROW STILE DOOR (IMPACT) (HVHZ) ELEVATION & ANCHOR LAYOUT

PREPARED BY: BUILDING DROPS, INC.
398 E. DANIA BEACH BLVD., STE. 338
DANIA BEACH, FL 33004
PH: (954) 399-8478
FAX: (954) 744-4738
WEB: www.buildingdrops.com

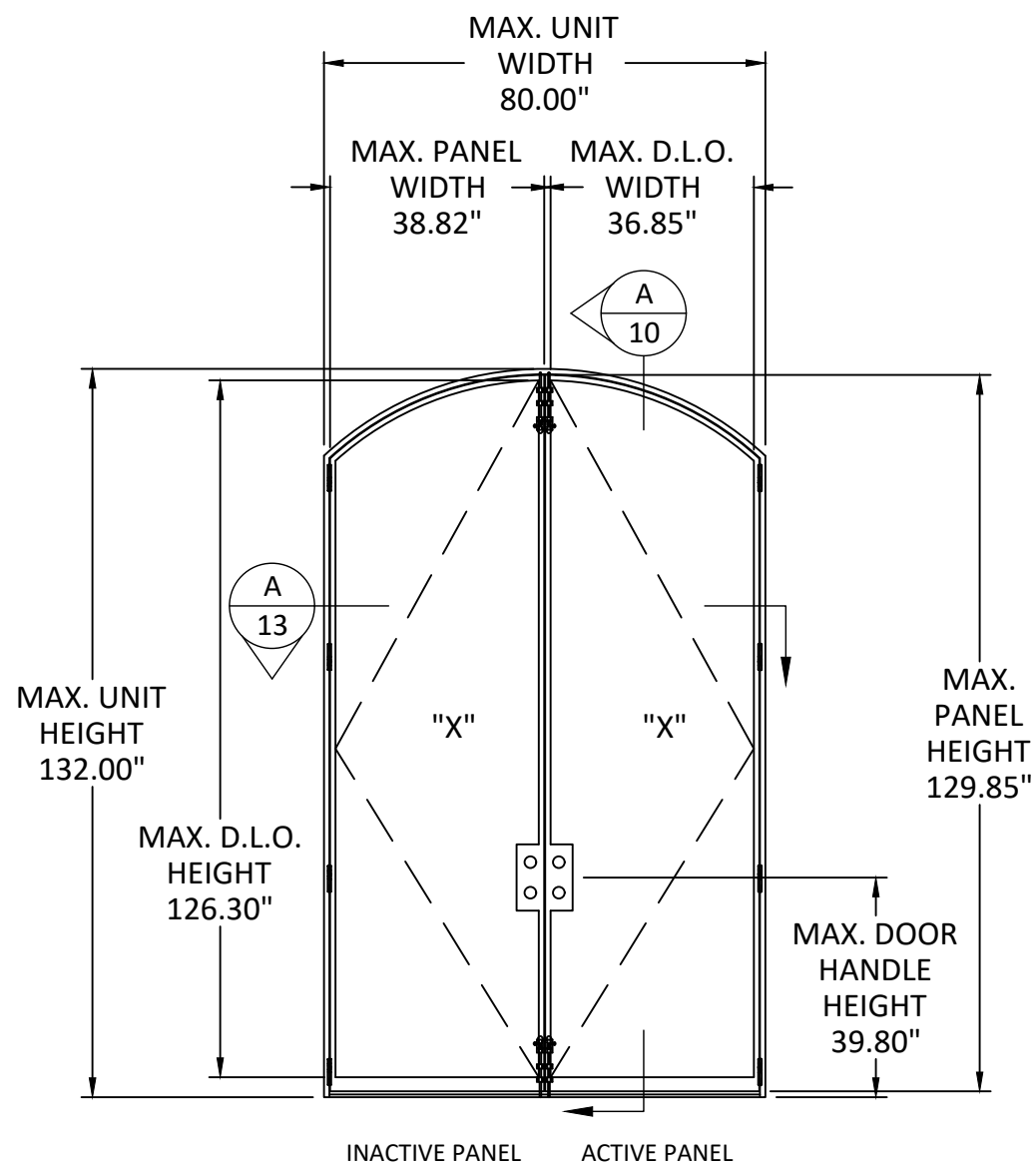
REMARKS	BY	DATE

THE INSTALLATION DETAILS DESCRIBED HEREIN ARE GENERIC AND MAY NOT REFLECT ACTUAL CONDITIONS FOR A SPECIFIC SITE. IF SITE CONDITIONS CAUSE INSTALLATION TO DEVIATE FROM THE REQUIREMENTS DETAILED HEREIN, A LICENSED ENGINEER OR ARCHITECT SHALL PREPARE SITE SPECIFIC DOCUMENTS FOR USE WITH THIS DOCUMENT

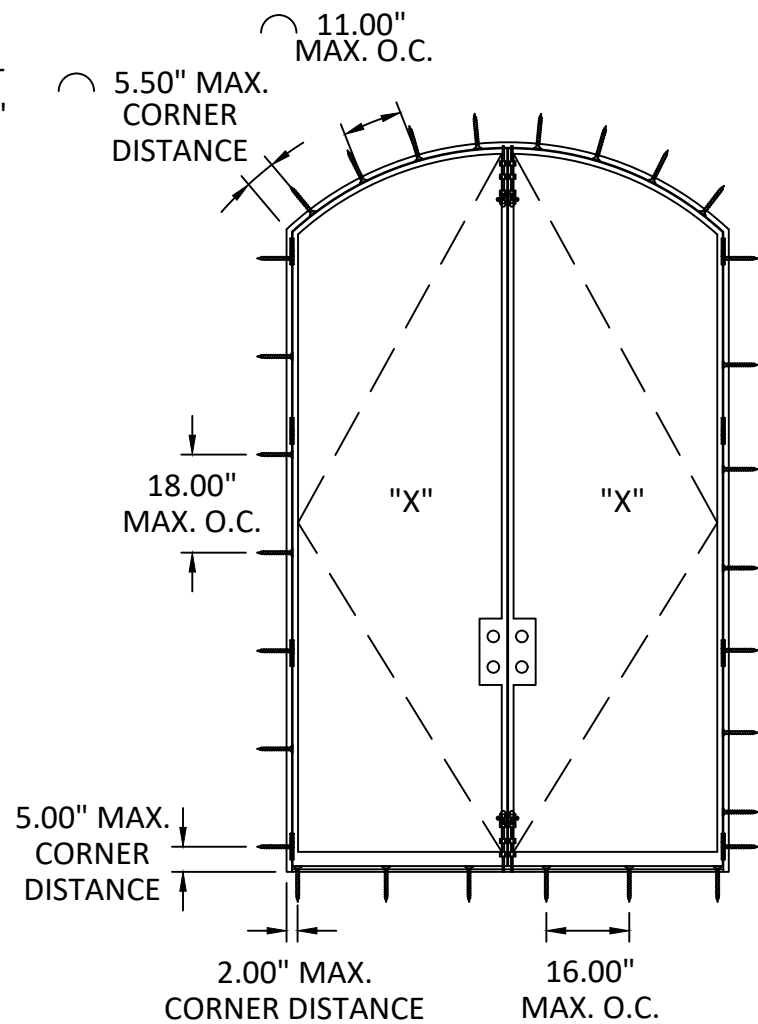


FL27071
DATE: 03.21.19
DWG. BY: JA CHK. BY: HFN
SCALE: NTS
DWG. #: PCI002
SHEET:

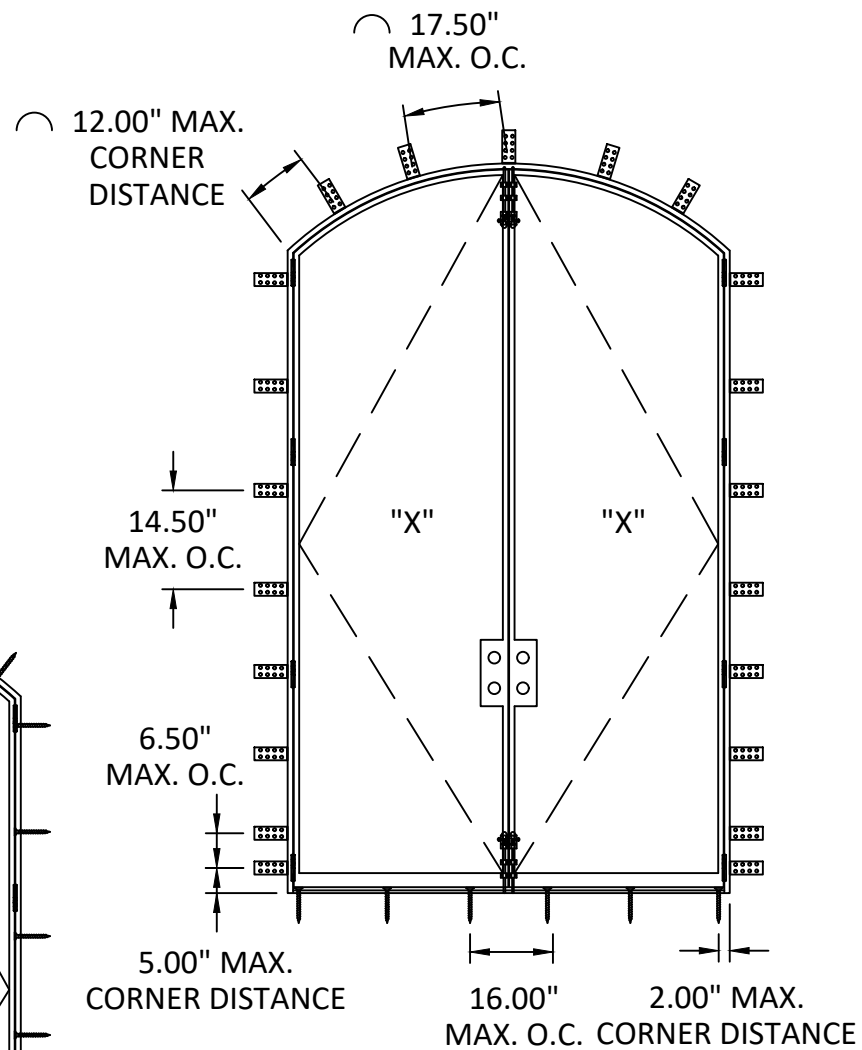
s:\projects\palmcity ironworks, inc.\fb\fb-19-0247.2 - fbc submittal - f161649, f127071, f127072, f127073, f127074, f127075\dwg\127071.d urban\pc002 (hnhz).dwg 4/21/2019 9:48 PM



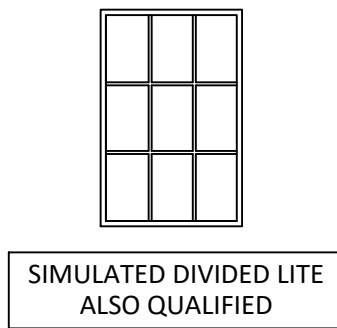
ELEVATION



ANCHOR LAYOUT THROUGH FRAME INSTALLATION



ANCHOR LAYOUT BRACKET INSTALLATION



PALM CITY IRONWORKS
 3160 KUTAK RD.
 FORT MYERS, FL 33916


PH: (239) 691-8400 FX: (239) 277-0061

TITLE: URBAN SERIES OUTSWING NARROW STYLE DOOR (IMPACT) (HVHZ) ELEVATION & ANCHOR LAYOUT

PREPARED BY: BUILDING DROPS, INC.
 398 E. DANIA BEACH BLVD., STE. 338
 DANIA BEACH, FL 33004
 PH: (954) 959-8478
 FAX: (954) 744-4738
 WEB: www.buildingdrops.com

REMARKS	BY	DATE

THE INSTALLATION DETAILS DESCRIBED HEREIN ARE GENERIC AND MAY NOT REFLECT ACTUAL CONDITIONS FOR A SPECIFIC SITE. IF SITE CONDITIONS CAUSE INSTALLATION TO DEVIATE FROM THE REQUIREMENTS DETAILED HEREIN, A LICENSED ENGINEER OR ARCHITECT SHALL PREPARE SITE SPECIFIC DOCUMENTS FOR USE WITH THIS DOCUMENT

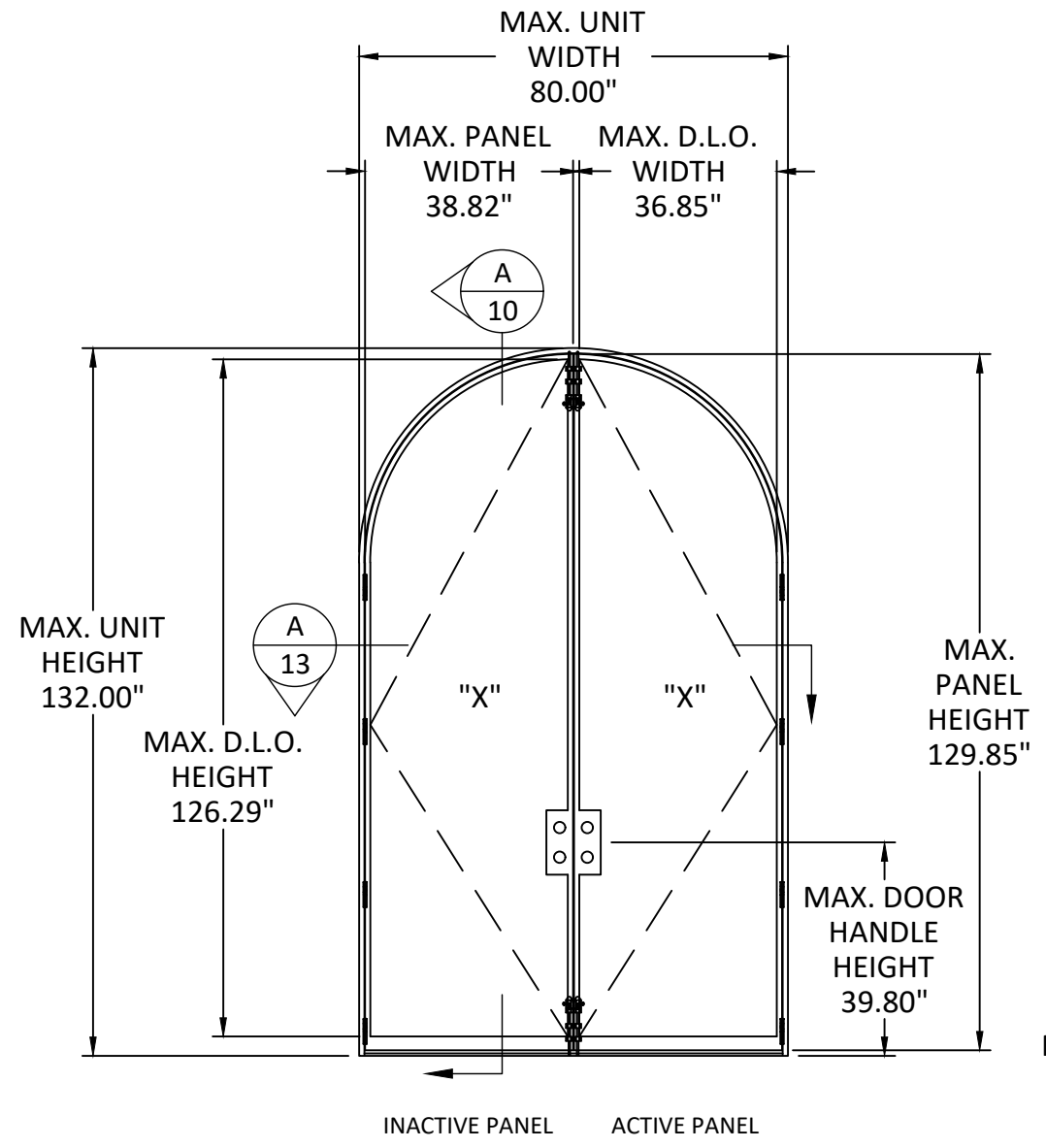


HERMES F. NORERO
 FLORIDA P. E. NO. 73778
 398 E. DANIA BEACH BLVD., STE. 338
 DANIA BEACH, FL 33004
 FBPE CERT. OF AUTHORIZATION NO. 29578

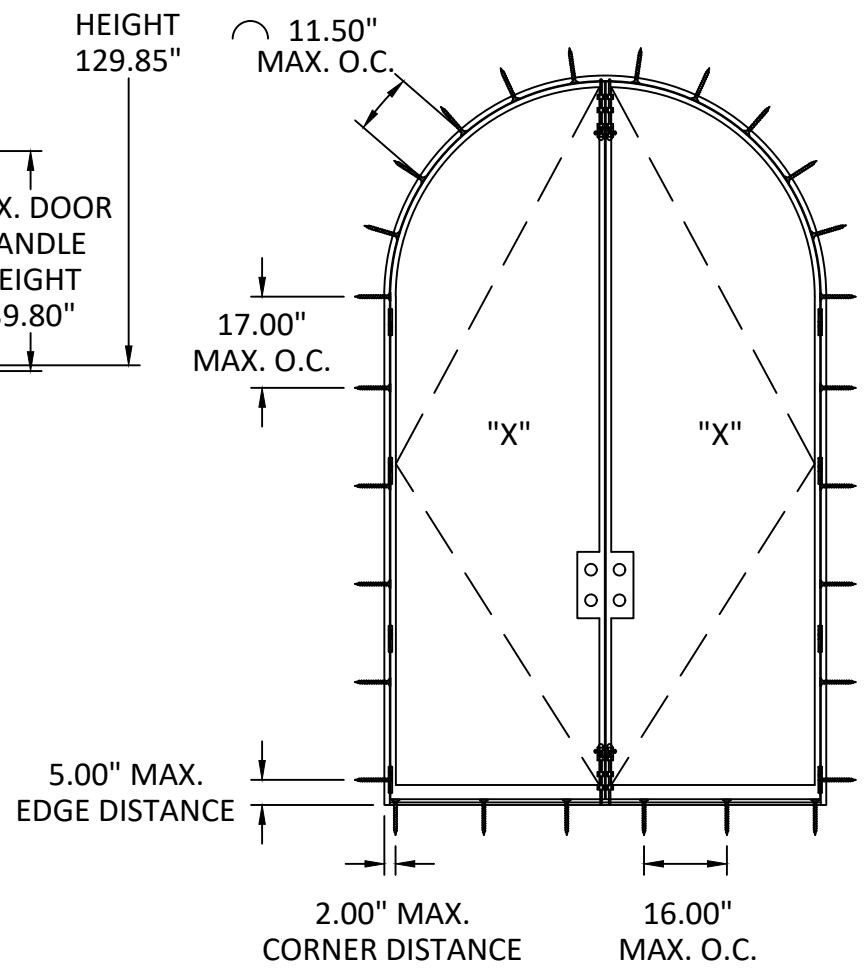
FL27071

DATE:	03.21.19
DWG. BY:	JA
CHK. BY:	HFN
SCALE:	NTS
DWG. #:	PCI002
SHEET:	5

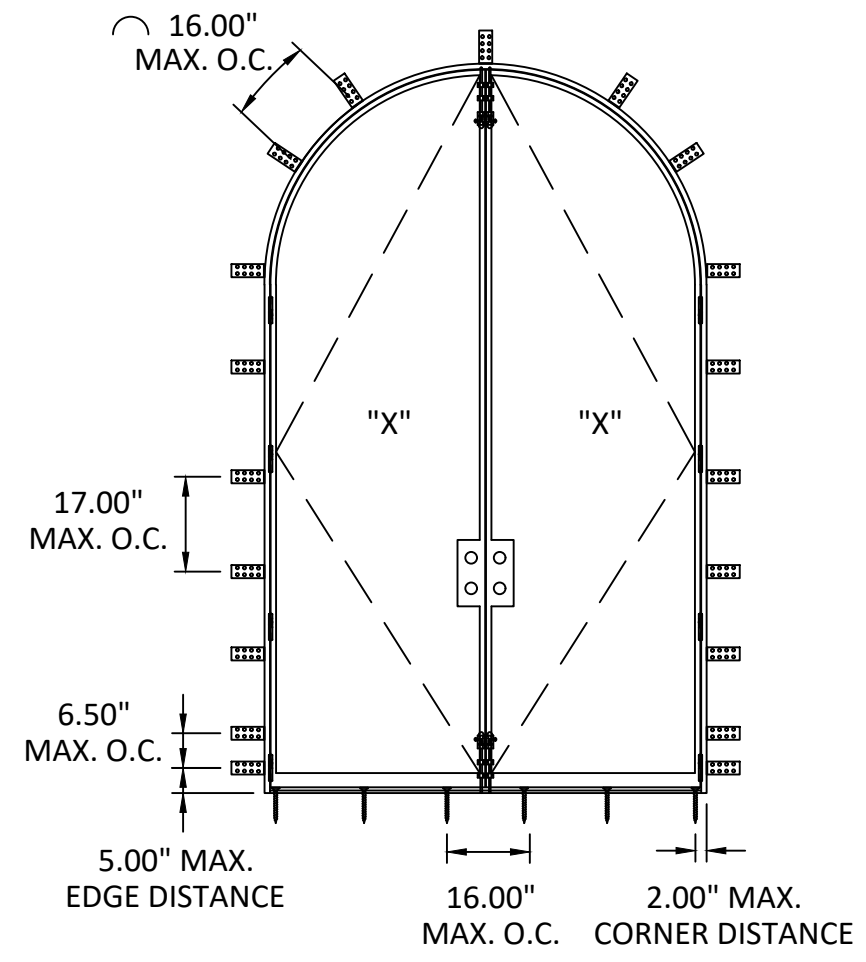
4/21/2019 9:48 PM
s:\projects\palmcity ironworks, inc.\fb\fb-19-0247.2 - fbc submittal - fb16749, fb27071, fb27072, fb27073, fb27074, fb27075\dwg\fb27071.dwg



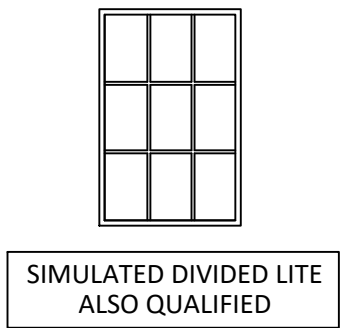
ELEVATION



ANCHOR LAYOUT THROUGH FRAME INSTALLATION



ANCHOR LAYOUT BRACKET INSTALLATION




Palm City IRONWORKS
PALM CITY IRONWORKS
3160 KUTAK RD.
FORT MYERS, FL 33916
PH: (239) 691-8400 FX: (239) 277-0061

TITLE: URBAN SERIES OUTSWING NARROW STILE DOOR (IMPACT) (HVHZ) ELEVATION & ANCHOR LAYOUT

PREPARED BY: BUILDING DROPS, INC.
398 E. DANIA BEACH BLVD., STE. 338
DANIA BEACH, FL 33004
PH: (954) 959-8478
FAX: (954) 744-4738
WEB: www.buildingdrops.com

REMARKS	BY	DATE

THE INSTALLATION DETAILS DESCRIBED HEREIN ARE GENERIC AND MAY NOT REFLECT ACTUAL CONDITIONS FOR A SPECIFIC SITE. IF SITE CONDITIONS CAUSE INSTALLATION TO DEVIATE FROM THE REQUIREMENTS DETAILED HEREIN, A LICENSED ENGINEER OR ARCHITECT SHALL PREPARE SITE SPECIFIC DOCUMENTS FOR USE WITH THIS DOCUMENT



FL27071

DATE: 03.21.19

DWG. BY: JA CHK. BY: HFN

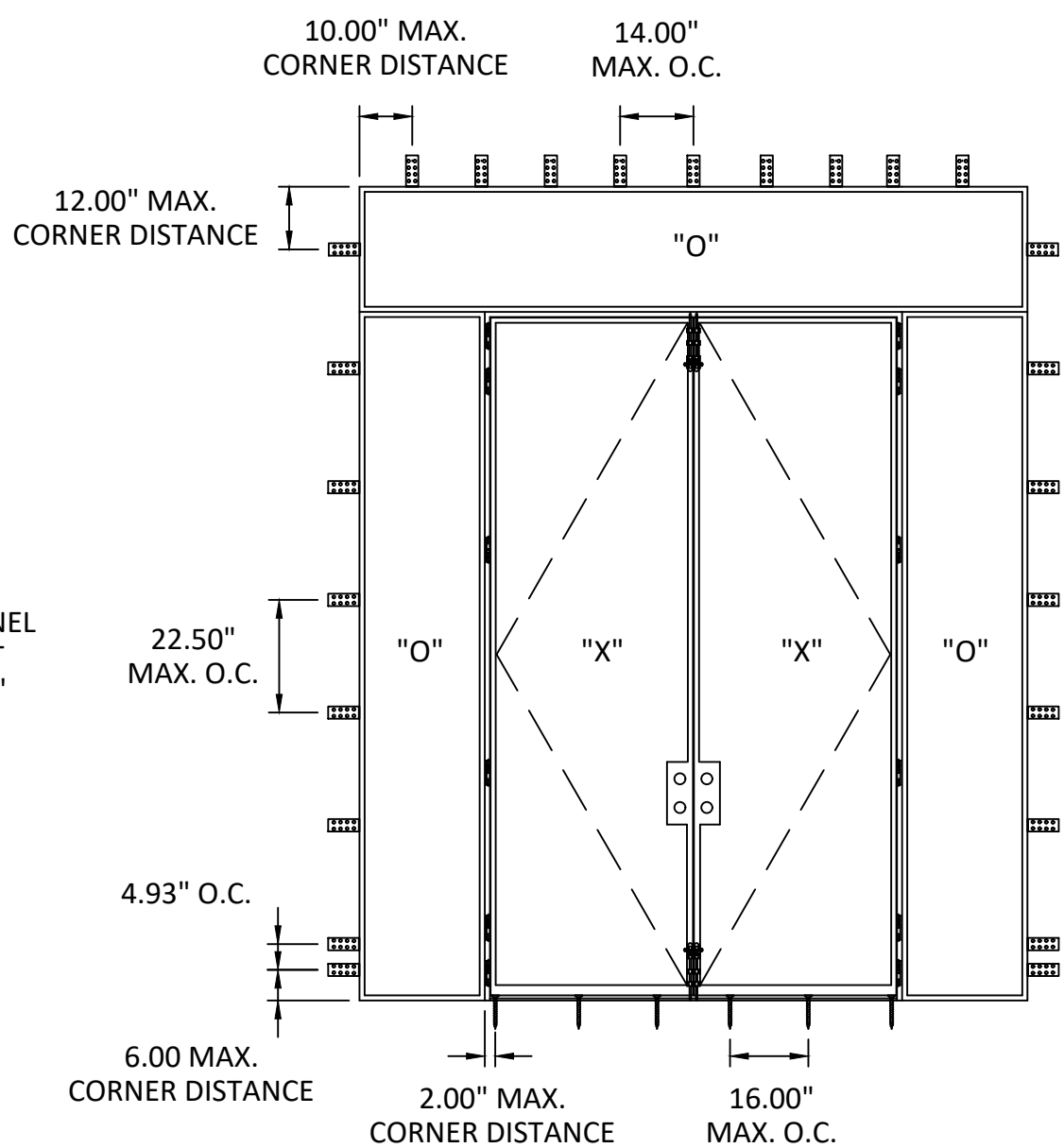
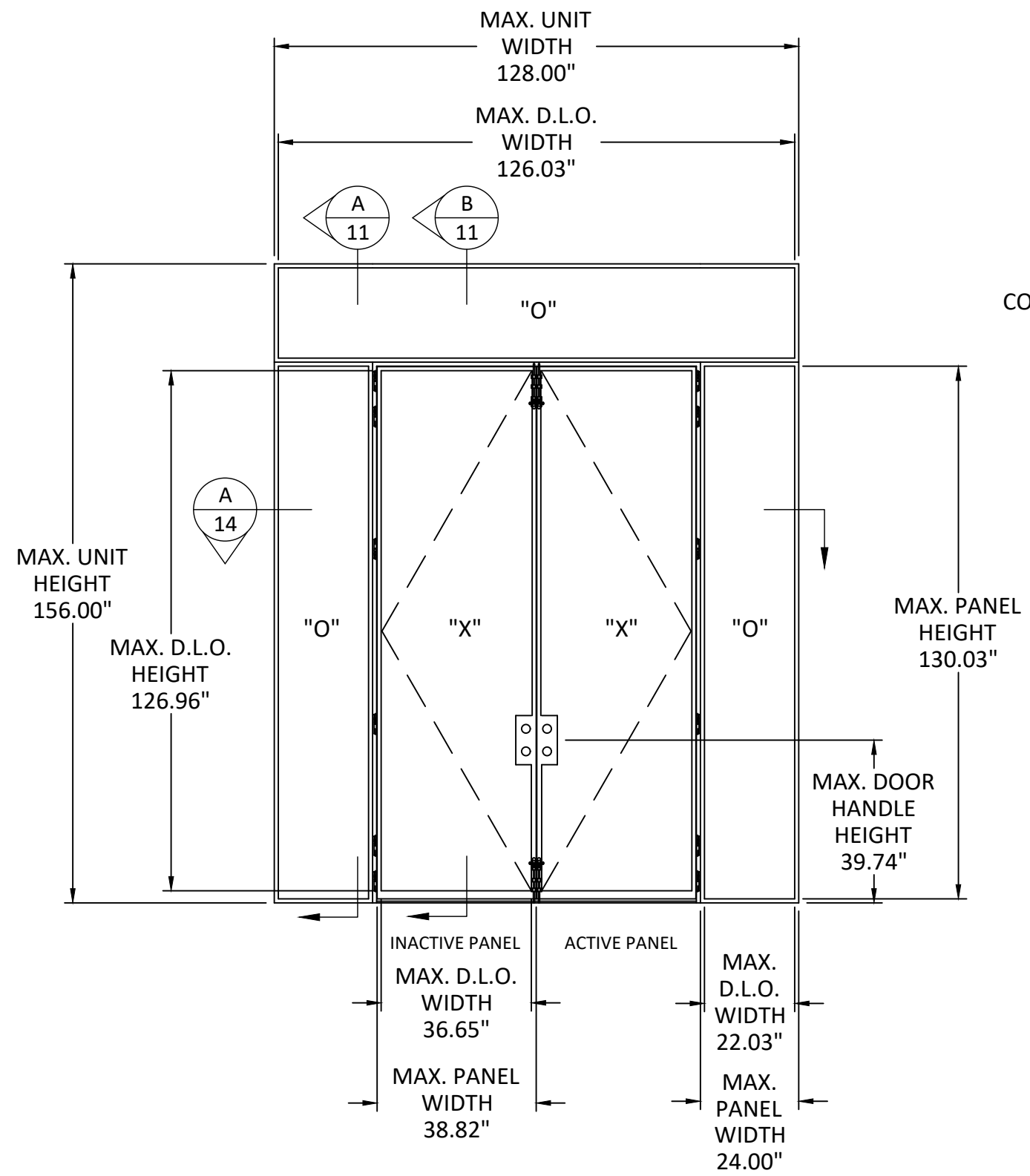
SCALE: NTS


DWG. #: PCI002

SHEET:

6

4/21/2019 9:48 PM
s:\projects\palmcity ironworks, inc.\bc-19-0247.2 - fbc-submittal - f16749, f127071, f127072, f127073, f127074, f127075\dwg\127071.1-urbanipc002 (hnh).dwg




SIMULATED DIVIDED LITE
ALSO QUALIFIED



Palm City IRONWORKS
PALM CITY IRONWORKS
3160 KUTAK RD.
FORT MYERS, FL 33916

PH: (239) 691-8400 FX: (239) 277-0061


**TITLE: URBAN SERIES OUTSWING
NARROW STYLE DOOR
(IMPACT) (HVHZ)
ELEVATION &
ANCHOR LAYOUT**

PREPARED BY:

BUILDING DROPS, INC.
398 E. DANIA BEACH BLVD., STE. 338
DANIA BEACH, FL 33004
PH: (954) 959-8478
FAX: (954) 744-4738
WEB: www.buildingdrops.com

REMARKS	BY	DATE

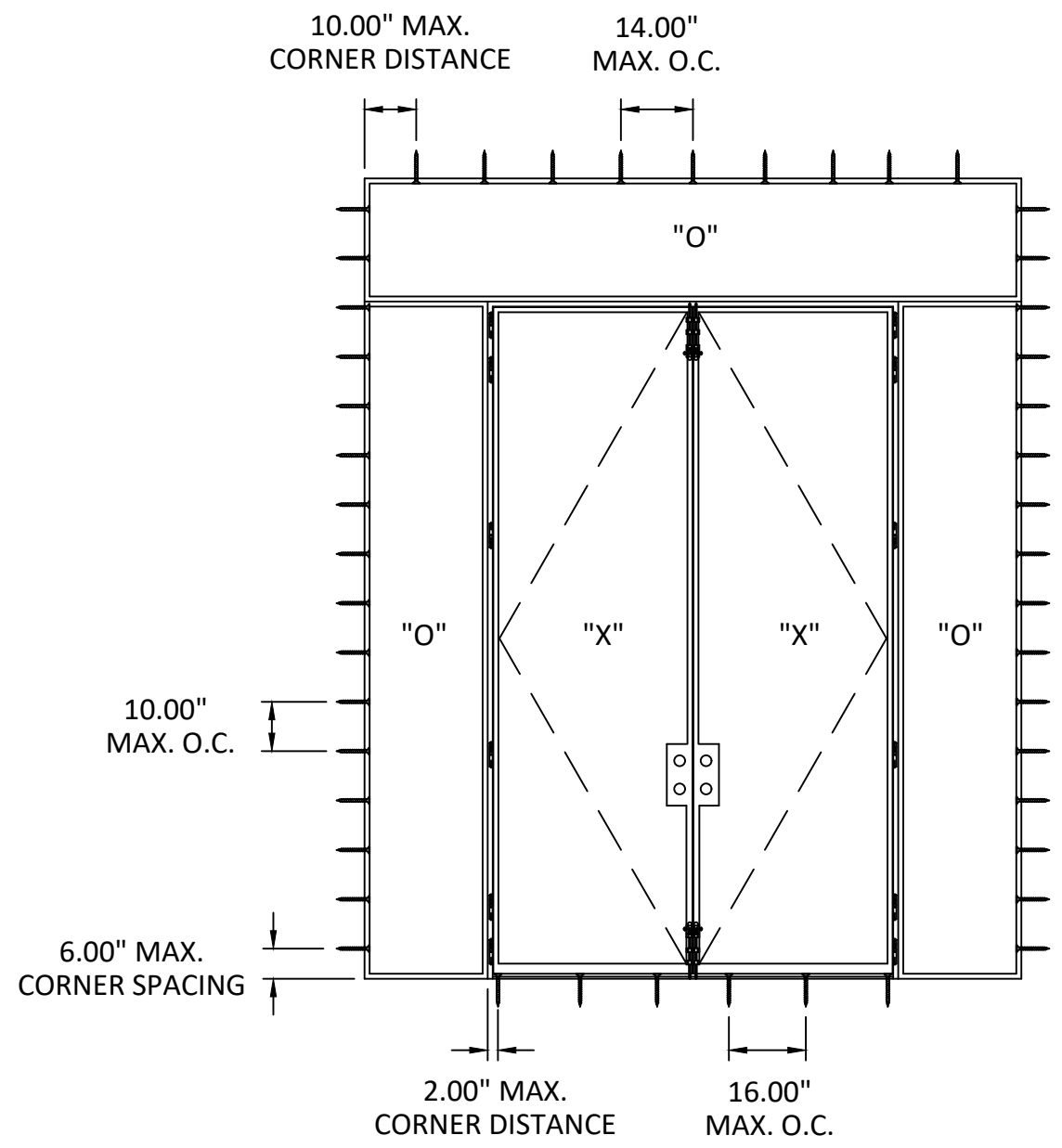
THE INSTALLATION DETAILS DESCRIBED HEREIN ARE GENERIC AND MAY NOT REFLECT ACTUAL CONDITIONS FOR A SPECIFIC SITE. IF SITE CONDITIONS CAUSE INSTALLATION TO DEVIATE FROM THE REQUIREMENTS DETAILED HEREIN, A LICENSED ENGINEER OR ARCHITECT SHALL PREPARE SITE SPECIFIC DOCUMENTS FOR USE WITH THIS DOCUMENT



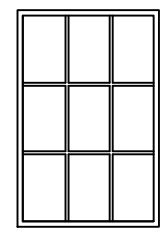
FL27071

DATE:	03.21.19	
DWG. BY:	JA	CHK. BY: HFN
SCALE:	NTS	
DWG. #:	PCI002	
SHEET:	7	

4/21/2019 9:48 PM
s:\projects\palmcity ironworks, inc.\bc-19-0247.2 - fbc submittal - f16749, f127071, f127072, f127073, f127074, f127075\dwg\127071.1.urbanlpc002 (hnhz).dwg



ANCHOR LAYOUT
THROUGH FRAME
INSTALLATION



SIMULATED DIVIDED LITE
ALSO QUALIFIED



PALM CITY IRONWORKS
3160 KUTAK RD.
FORT MYERS, FL 33916
PH: (239) 691-8400 FX: (239) 277-0061


**TITLE: URBAN SERIES OUTSWING
NARROW STILE DOOR
(IMPACT) (HVHZ)
ELEVATION &
ANCHOR LAYOUT**

PREPARED BY:

BUILDING DROPS, INC.
398 E. DANIA BEACH BLVD., STE. 338
DANIA BEACH, FL 33004
PH: (954) 959-8478
FAX: (954) 744-4738
WEB: www.buildingdrops.com

REMARKS	BY	DATE

THE INSTALLATION DETAILS DESCRIBED HEREIN ARE GENERIC AND MAY NOT REFLECT ACTUAL CONDITIONS FOR A SPECIFIC SITE. IF SITE CONDITIONS CAUSE INSTALLATION TO DEVIATE FROM THE REQUIREMENTS DETAILED HEREIN, A LICENSED ENGINEER OR ARCHITECT SHALL PREPARE SITE SPECIFIC DOCUMENTS FOR USE WITH THIS DOCUMENT

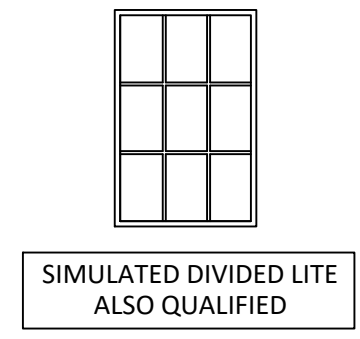
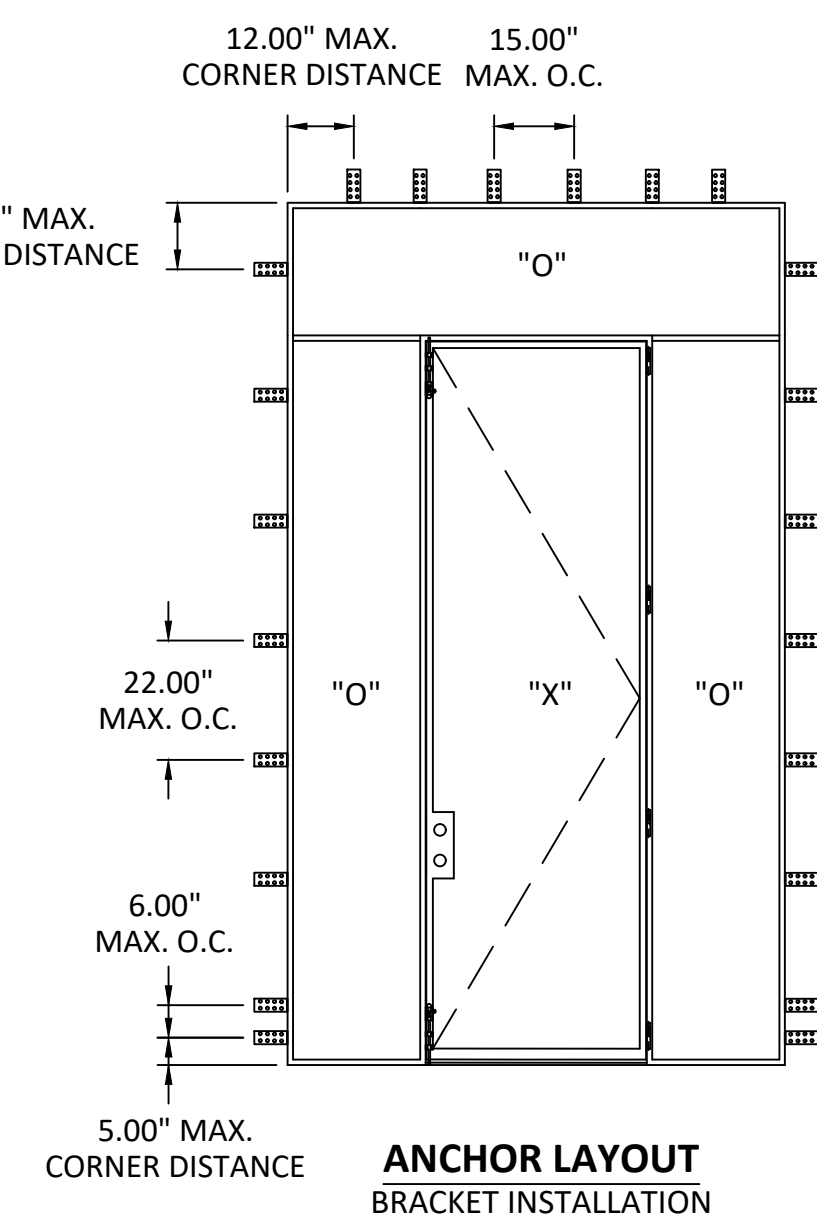
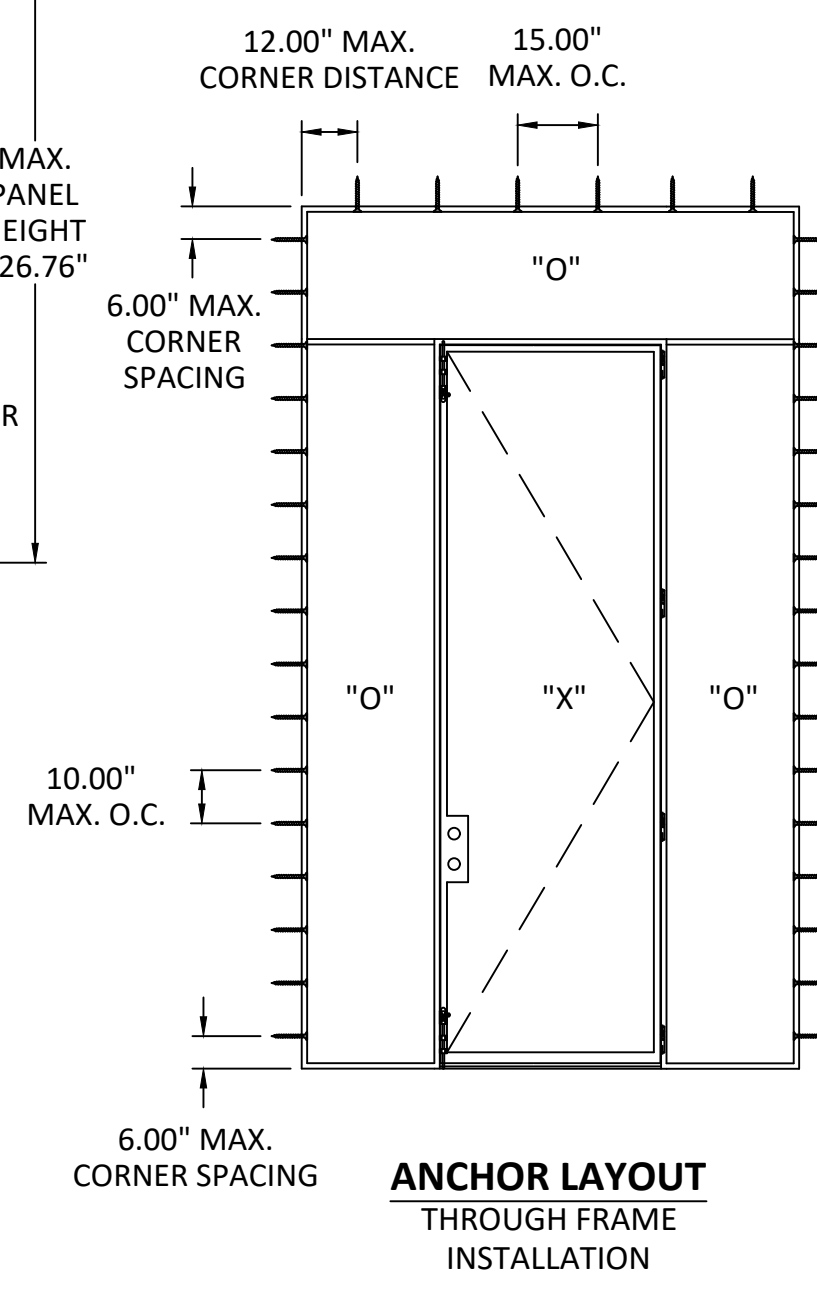
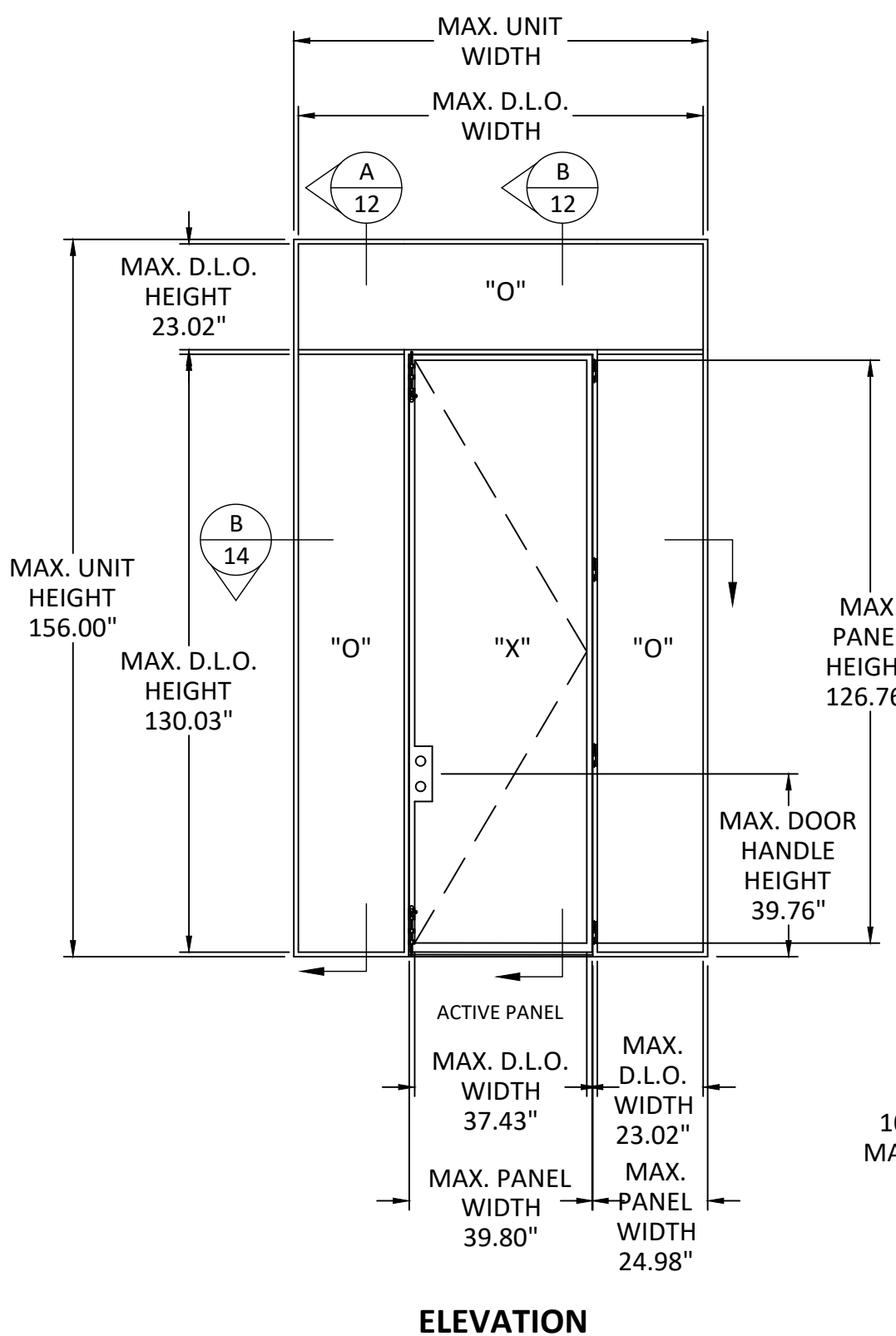


HERMES F. NORERO
FLORIDA P. E. NO. 73778
398 E. DANIA BEACH BLVD., STE. 338
DANIA BEACH, FL 33004
FBPE CERT. OF AUTHORIZATION NO. 29578

FL27071	
DATE:	03.21.19
DWG. BY:	CHK. BY:
JA	HFN
SCALE:	NTS
DWG. #:	PCI002
SHEET:	

8

4/21/2019 9:48 PM
 s:\projects\palmcity\ironworks, inc.\s\pci002 - fbc-submittal - f16749, f127071, f127072, f127073, f127074, f127075\dwg\pci002 (hntz).dwg



Palm City IRONWORKS
 PALM CITY IRONWORKS
 3160 KUTAK RD.
 FORT MYERS, FL 33916
 PH: (239) 691-8400 FX: (239) 277-0061

TITLE: URBAN SERIES OUTSWING NARROW STYLE DOOR (IMPACT) (HVHZ) ELEVATION & ANCHOR LAYOUT
PREPARED BY: BUILDING DROPS, INC.
 398 E. DANIA BEACH BLVD., STE. 338
 DANIA BEACH, FL 33004
 PH: (954) 959-8478
 FAX: (954) 744-4738
 WEB: www.buildingdrops.com

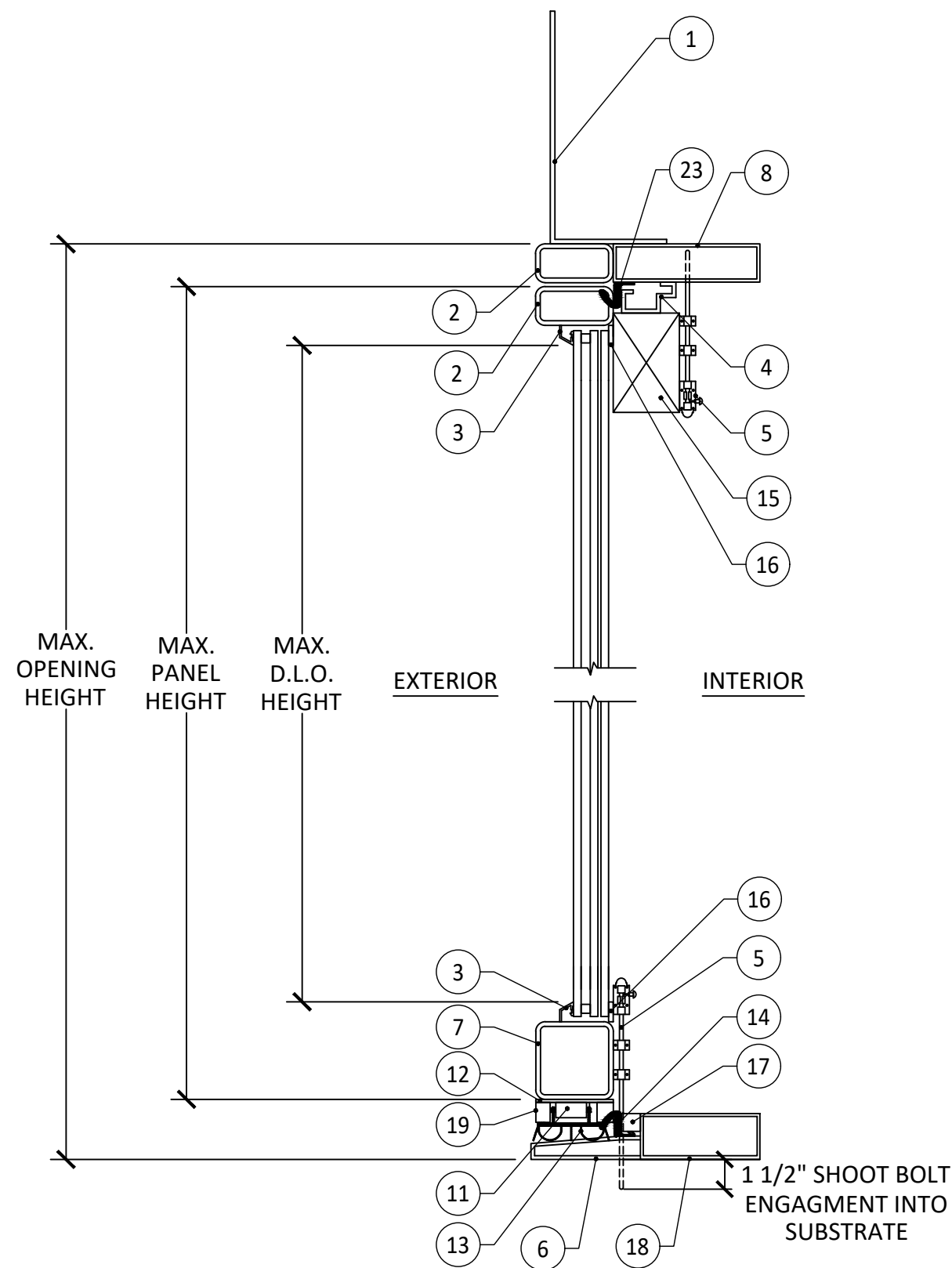
REMARKS	BY	DATE

THE INSTALLATION DETAILS DESCRIBED HEREIN ARE GENERIC AND MAY NOT REFLECT ACTUAL CONDITIONS FOR A SPECIFIC SITE. IF SITE CONDITIONS CAUSE INSTALLATION TO DEVIATE FROM THE REQUIREMENTS DETAILED HEREIN, A LICENSED ENGINEER OR ARCHITECT SHALL PREPARE SITE SPECIFIC DOCUMENTS FOR USE WITH THIS DOCUMENT

HERMES F. NORERO
 LICENSE No. 73778
 STATE OF FLORIDA
 PROFESSIONAL ENGINEER
 HERMES F. NORERO
 FLORIDA P. E. NO. 73778
 398 E. DANIA BEACH BLVD., STE. 338
 DANIA BEACH, FL 33004
 FBPE CERT. OF AUTHORIZATION NO. 29578

FL27071
 DATE: 03.21.19
 DWG. BY: JA CHK. BY: HFN
 SCALE: NTS
 DWG. #: PCI002
 SHEET: 9
 OF 17

4/21/2019 9:48 PM
s:\projects\palmcity ironworks, inc.\fb\19-0247.2 - fbc submittal - f16749, f127071, f127072, f127073, f127074, f127075\dwg\127071.1 urban ipc002 (hvhz).dwg




A
10 VERTICAL SECTION



PALM CITY IRONWORKS
3160 KUTAK RD.
FORT MYERS, FL 33916


PH: (239) 691-8400 FX: (239)277-0061

TITLE: URBAN SERIES OUTSWING
NARROW STILE DOOR
(IMPACT) (HVHZ)
VERTICAL SECTIONS

PREPARED BY:

BUILDING DROPS, INC.
398 E. DANIA BEACH BLVD., STE. 338
DANIA BEACH, FL 33004
PH: (954)399-8478
FAX: (954)744-4738
WEB: www.buildingdrops.com

REMARKS	BY	DATE

THE INSTALLATION DETAILS DESCRIBED HEREIN ARE GENERIC AND MAY NOT REFLECT ACTUAL CONDITIONS FOR A SPECIFIC SITE. IF SITE CONDITIONS CAUSE INSTALLATION TO DEVIATE FROM THE REQUIREMENTS DETAILED HEREIN, A LICENSED ENGINEER OR ARCHITECT SHALL PREPARE SITE SPECIFIC DOCUMENTS FOR USE WITH THIS DOCUMENT



HERMES F. NORERO
FLORIDA P. E. NO. 73778
398 E. DANIA BEACH BLVD., STE. 338
DANIA BEACH, FL 33004
FBPE CERT. OF AUTHORIZATION NO. 29578

FL27071

DATE: 03.21.19

DWG. BY: JA

CHK. BY: HFN

SCALE: NTS

DWG. #: PCI002

SHEET:

10

OF 17

s:\projects\palmcity\ironworks.in\bc-19-0247.2-fbc-submittal-f16749-f127071-f127072-f127073-f127074-f127075\dwg\11-urban-ipc002-f127071-1-urban-ipc002-f127071.dwg 4/21/2019 9:48 PM



PALM CITY IRONWORKS
3160 KUTAK RD.
FORT MYERS, FL 33916

PH: (239) 691-8400 FX: (239) 277-0061


TITLE: URBAN SERIES OUTSWING
NARROW STILE DOOR
(IMPACT) (HVHZ)
VERTICAL SECTIONS

PREPARED BY:
BUILDING DROPS, INC.
398 E. DANIA BEACH BLVD., STE. 338
DANIA BEACH, FL 33004
PH: (954) 959-8478
FX: (954) 744-4738
WEB: www.buildingdrops.com



REMARKS	BY	DATE

THE INSTALLATION DETAILS DESCRIBED HEREIN ARE GENERIC AND MAY NOT REFLECT ACTUAL CONDITIONS FOR A SPECIFIC SITE. IF SITE CONDITIONS CAUSE INSTALLATION TO DEVIATE FROM THE REQUIREMENTS DETAILED HEREIN, A LICENSED ENGINEER OR ARCHITECT SHALL PREPARE SITE SPECIFIC DOCUMENTS FOR USE WITH THIS DOCUMENT



HERMES F. NORERO
FLORIDA P. E. NO. 73778
398 E. DANIA BEACH BLVD., STE. 338
DANIA BEACH, FL 33004
FBPE CERT. OF AUTHORIZATION NO. 29578

FL27071

DATE: 03.21.19

DWG. BY: JA CHK. BY: HFN

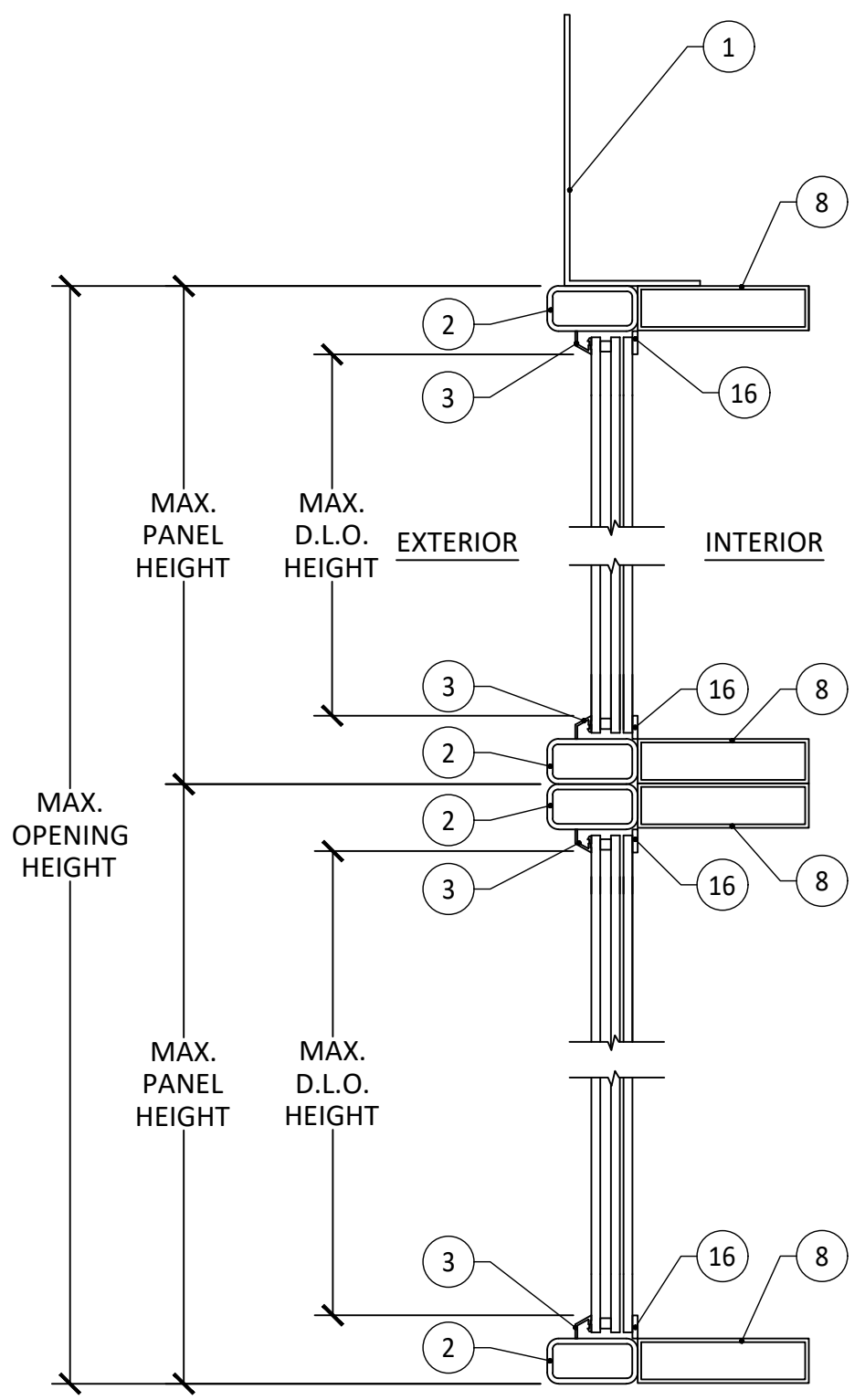
SCALE: NTS

DWG. #: PCI002

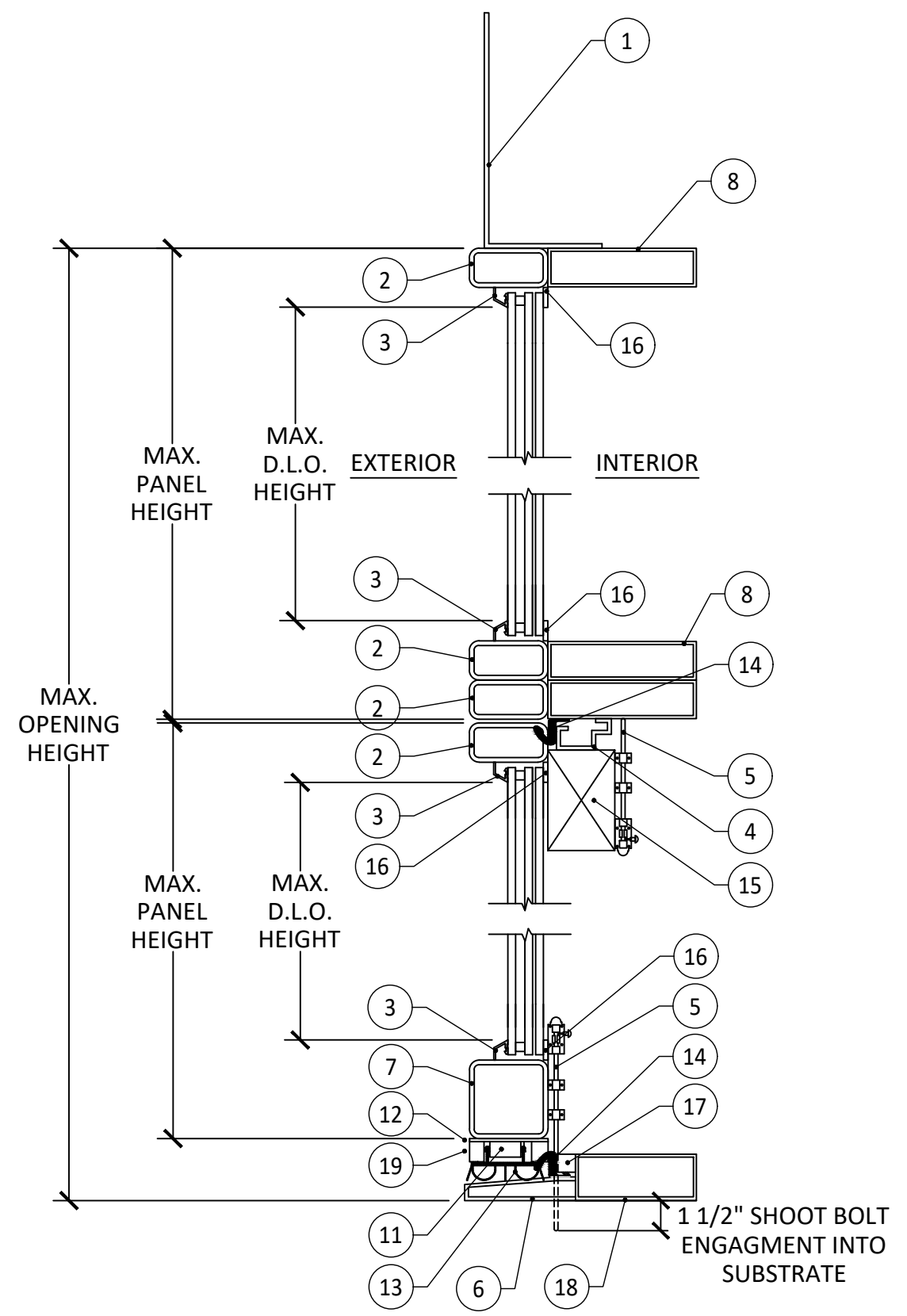
SHEET:

11

OF 17

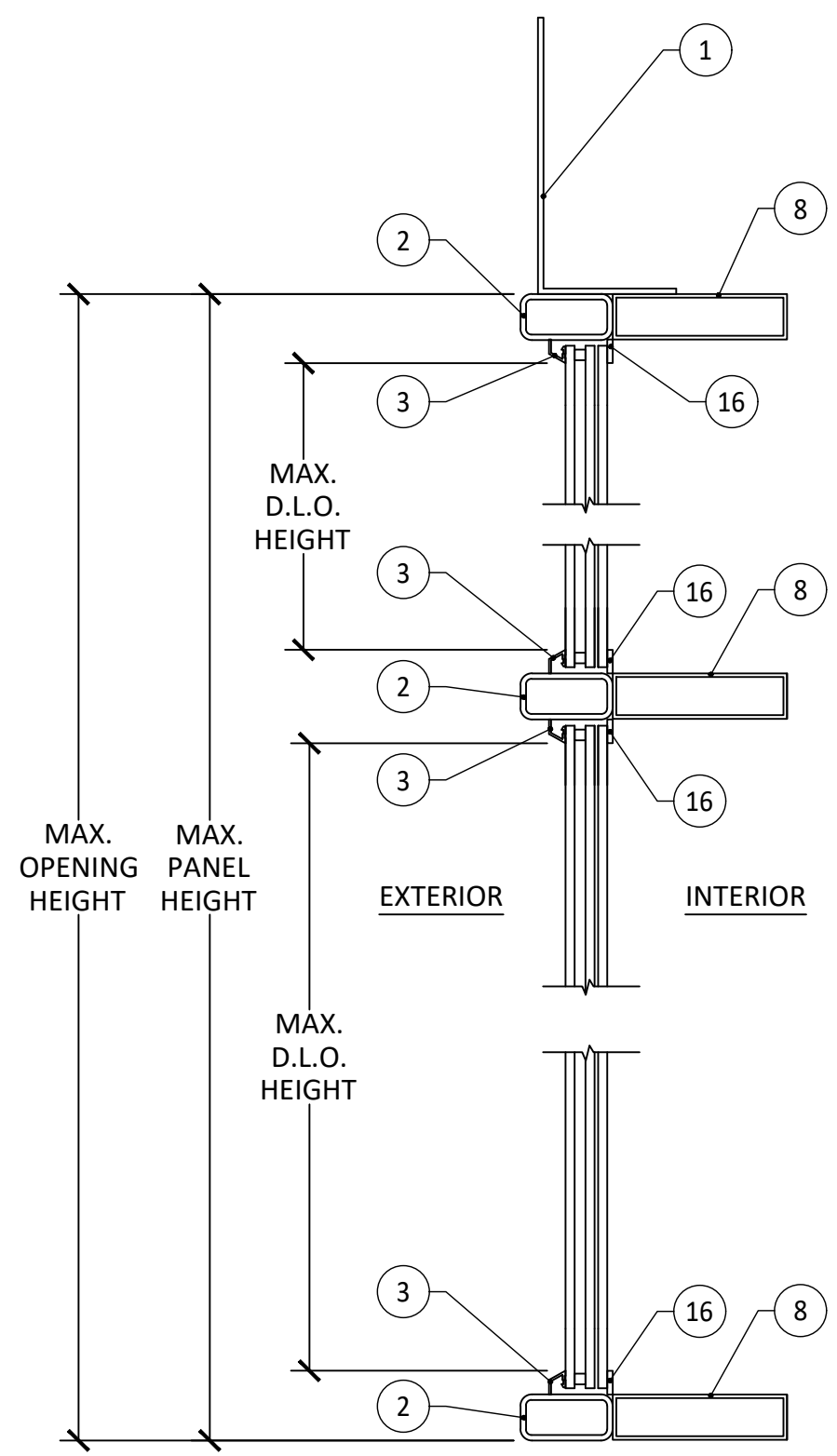


A
11 VERTICAL SECTION

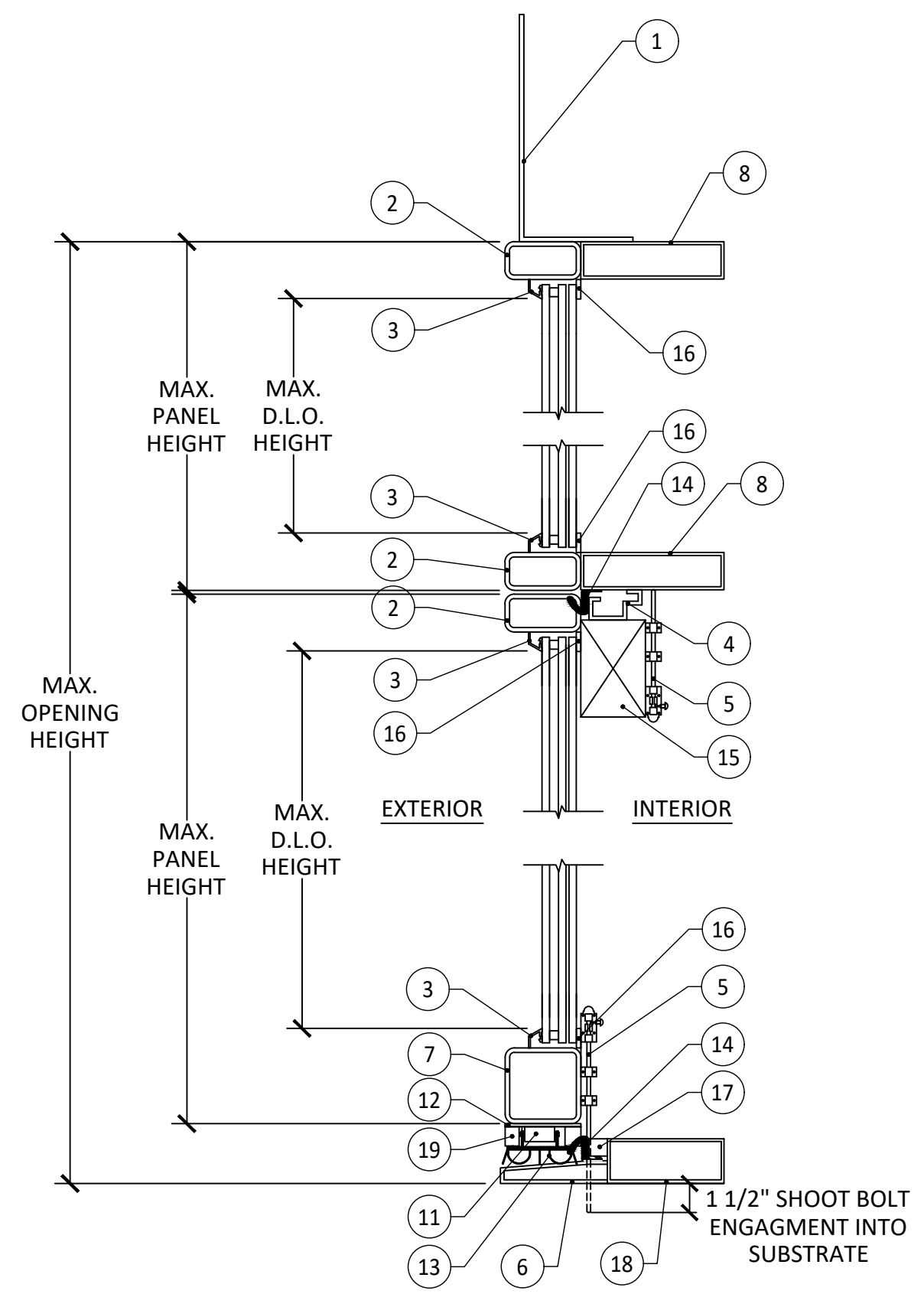


B
11 VERTICAL SECTION

4/21/2019 9:48 PM
s:\projects\palmcity\ironworks, inc.\b\bc-19-0247.2 - fbc submittal - f16749, f127071, f127072, f127073, f127074, f127075\dwg\127071.1.urbanpci002 (hntz).dwg



A VERTICAL SECTION
12



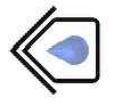
B VERTICAL SECTION
12



Palm City IRONWORKS
PALM CITY IRONWORKS
3160 KUTAK RD.
FORT MYERS, FL 33916
PH: (239) 691-8400 FX: (239) 277-0061

TITLE: URBAN SERIES OUTSWING
NARROW STILE DOOR
(IMPACT) (HVHZ)
VERTICAL SECTIONS

PREPARED BY:
BUILDING DROPS, INC.
398 E. DANIA BEACH BLVD., STE. 338
DANIA BEACH, FL 33004
PH: (954) 999-8478
FAX: (954) 744-4738
WEB: www.buildingdrops.com



REMARKS	BY	DATE

THE INSTALLATION DETAILS DESCRIBED HEREIN ARE GENERIC AND MAY NOT REFLECT ACTUAL CONDITIONS FOR A SPECIFIC SITE. IF SITE CONDITIONS CAUSE INSTALLATION TO DEVIATE FROM THE REQUIREMENTS DETAILED HEREIN, A LICENSED ENGINEER OR ARCHITECT SHALL PREPARE SITE SPECIFIC DOCUMENTS FOR USE WITH THIS DOCUMENT

HERMES F. NORERO
FLORIDA P. E. NO. 73778
398 E. DANIA BEACH BLVD., STE. 338
DANIA BEACH, FL 33004
FBPE CERT. OF AUTHORIZATION NO. 29578

FL27071

DATE: **03.21.19**

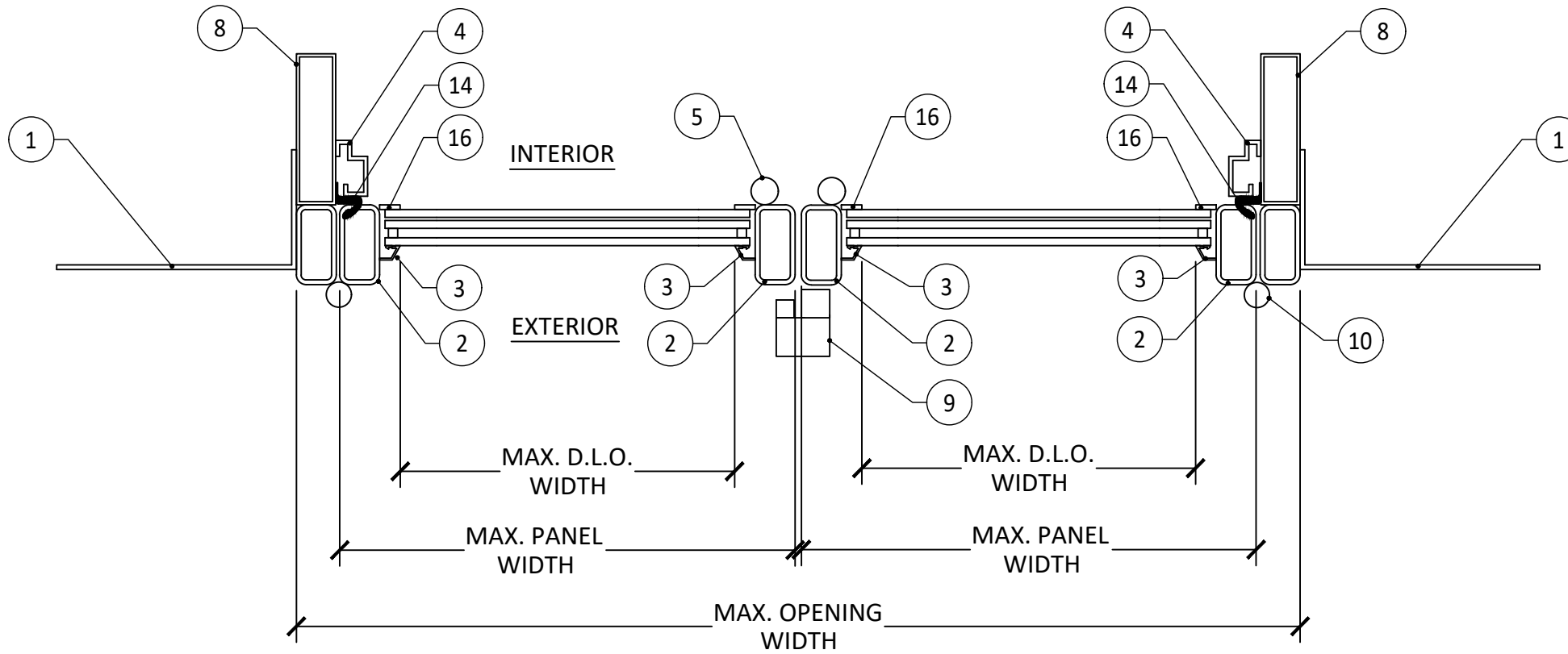
DWG. BY: **JA** CHK. BY: **HFN**

SCALE: **NTS**

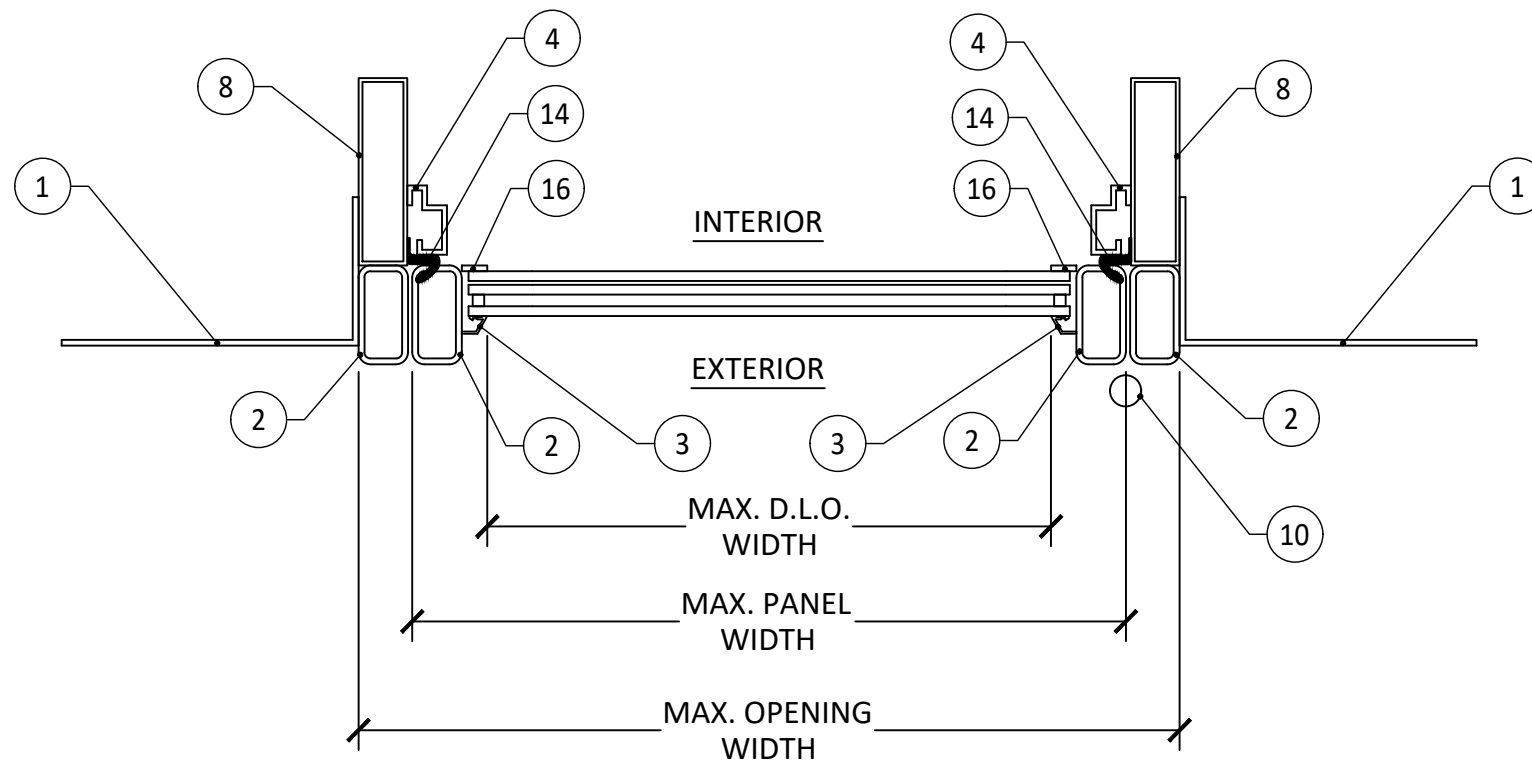
DWG. #: **PCI002**

SHEET:
12

s:\projects\palmcity ironworks, inc.\fb\pc-19-0247.2 - fbc submittal - fb16749, fb27071, fb27072, fb27073, fb27074, fb27075\dwg\fb27071.1-urbanlpc002 (hnh).dwg 4/21/2019 9:48 PM



A HORIZONTAL SECTION
13



B HORIZONTAL SECTION
13



PALM CITY IRONWORKS
3160 KUTAK RD.
FORT MYERS, FL 33916
PH: (239) 691-8400 FX: (239) 277-0061

TITLE: URBAN SERIES OUTSWING
NARROW STILE DOOR
(IMPACT) (HVHZ)
HORIZONTAL SECTIONS

PREPARED BY:
BUILDING DROPS, INC.
398 E. DANIA BEACH BLVD., STE. 338
DANIA BEACH, FL 33004
PH: (954) 959-8478
FAX: (954) 744-4738
WEB: www.buildingdrops.com



REMARKS	BY	DATE

THE INSTALLATION DETAILS DESCRIBED HEREIN ARE GENERIC AND MAY NOT REFLECT ACTUAL CONDITIONS FOR A SPECIFIC SITE. IF SITE CONDITIONS CAUSE INSTALLATION TO DEVIATE FROM THE REQUIREMENTS DETAILED HEREIN, A LICENSED ENGINEER OR ARCHITECT SHALL PREPARE SITE SPECIFIC DOCUMENTS FOR USE WITH THIS DOCUMENT



HERMES F. NORERO
FLORIDA P. E. NO. 73778
398 E. DANIA BEACH BLVD., STE. 338
DANIA BEACH, FL 33004
FBPE CERT. OF AUTHORIZATION NO. 29578

FL27071

DATE: 03.21.19

DWG. BY: JA CHK. BY: HFN

SCALE: NTS

DWG. #: PCI002

SHEET: 13

4/21/2019 9:48 PM
 s:\projects\palmcity ironworks, inc.\fb\19-0247.2 - fbc submittal - fb16749, fb27071, fb27072, fb27073, fb27074, fb27075\dwg\fb27071.1.urbanlpc002 (hnh).dwg



PALM CITY IRONWORKS
 3160 KUTAK RD.
 FORT MYERS, FL 33916

PH: (239) 691-8400 FX: (239) 277-0061


**TITLE: URBAN SERIES OUTSWING
 NARROW STILE DOOR
 (IMPACT) (HVHZ)
 HORIZONTAL SECTIONS**

PREPARED BY:
BUILDING DROPS, INC.
 398 E. DANIA BEACH BLVD., STE. 338
 DANIA BEACH, FL 33004
 PH: (954) 999-8478
 FAX: (954) 744-4738
 WEB: www.buildingdrops.com



REMARKS	BY	DATE

THE INSTALLATION DETAILS DESCRIBED HEREIN ARE GENERIC AND MAY NOT REFLECT ACTUAL CONDITIONS FOR A SPECIFIC SITE. IF SITE CONDITIONS CAUSE INSTALLATION TO DEVIATE FROM THE REQUIREMENTS DETAILED HEREIN, A LICENSED ENGINEER OR ARCHITECT SHALL PREPARE SITE SPECIFIC DOCUMENTS FOR USE WITH THIS DOCUMENT.



HERMES F. NORERO
 FLORIDA P. E. NO. 73778
 398 E. DANIA BEACH BLVD., STE. 338
 DANIA BEACH, FL 33004
 FBPE CERT. OF AUTHORIZATION NO. 29578

FL27071

DATE: **03.21.19**

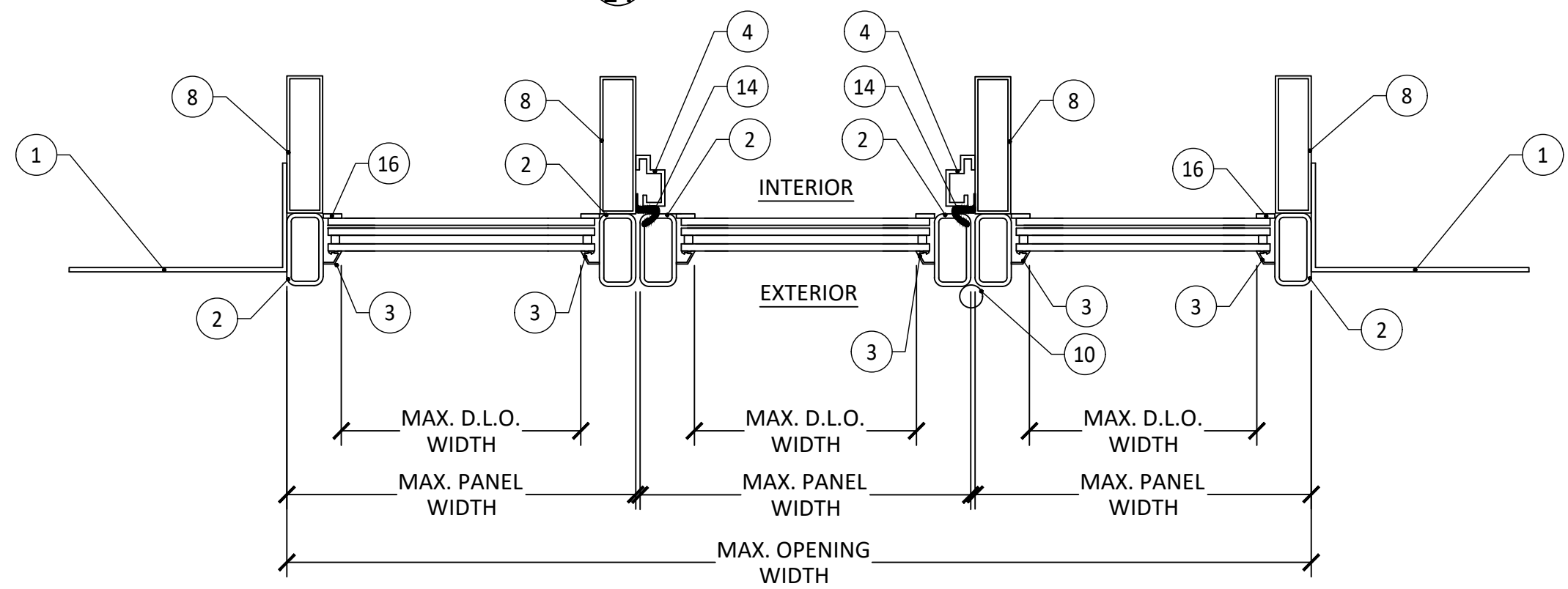
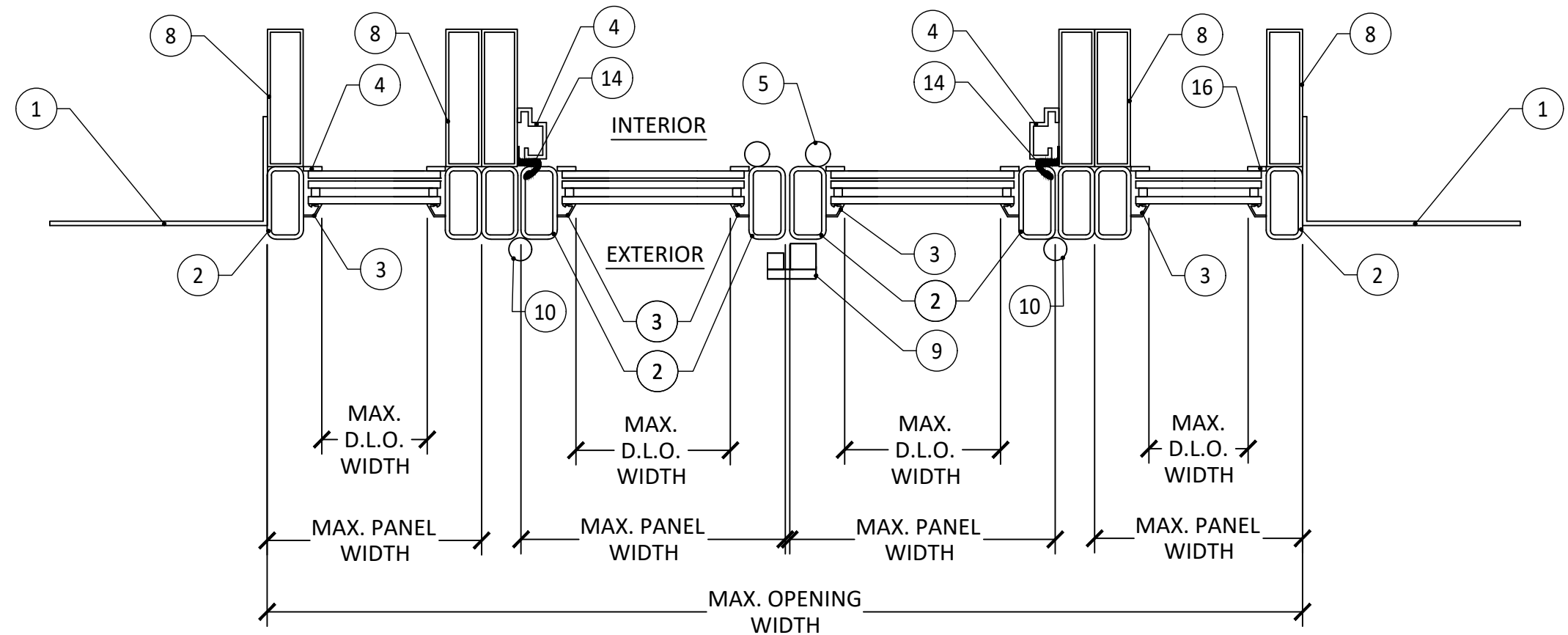
DWG. BY: **JA** CHK. BY: **HFN**

SCALE: **NTS**

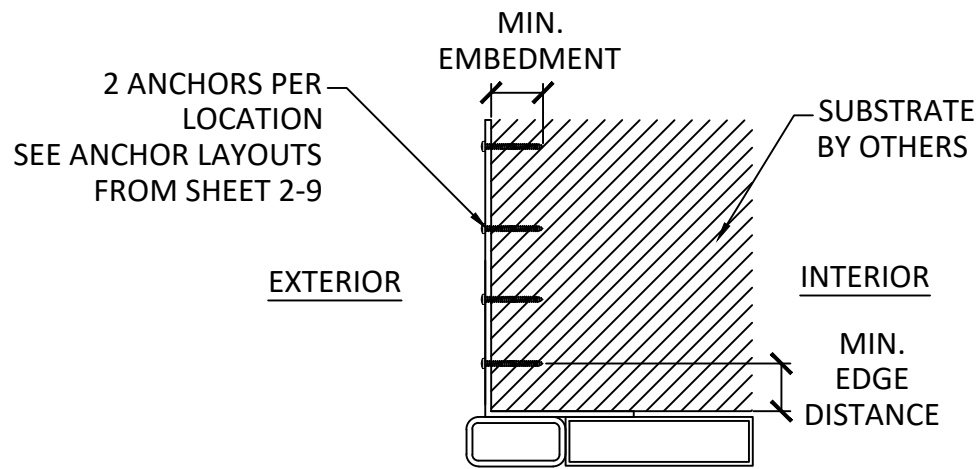
DWG. #: **PCI002**

SHEET: **14**

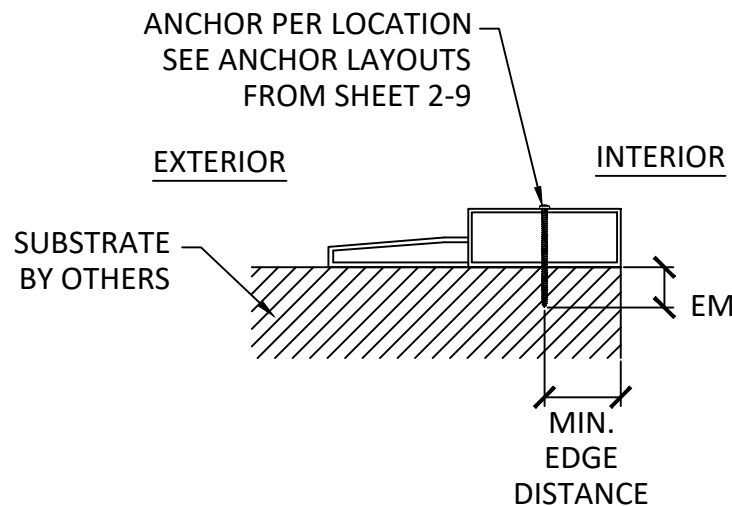
OF 17



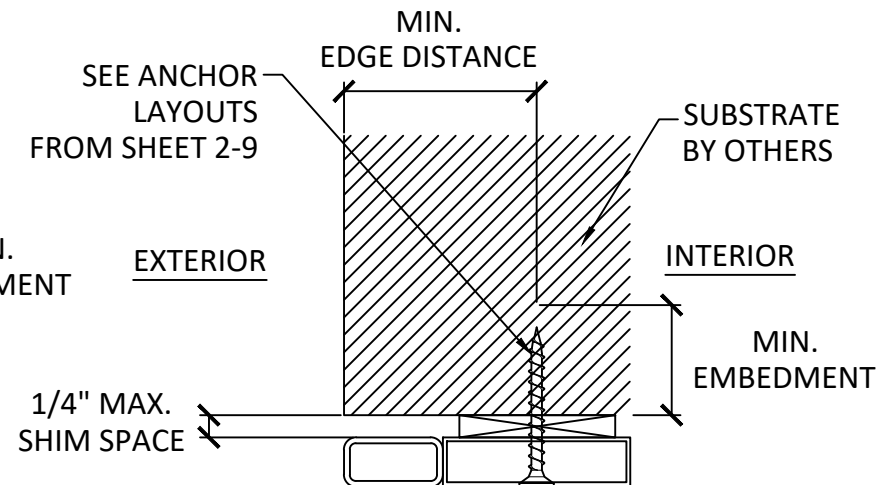
4/21/2019 9:48 PM
s:\projects\palmcity ironworks, inc.\pc-19-0247.2 - fbc-submittal - f16149, f127071, f127072, f127073, f127074, f127075\dwg\127071.1-urbanlpc002 (hwhz).dwg



A
15 **ANCHOR INSTALLATION**
THROUGH METAL BRACKET (HEAD/JAMB)



B
15 **ANCHOR INSTALLATION**
THROUGH FRAME (SILL)



C
15 **ANCHOR INSTALLATION**
THROUGH METAL BRACKET (HEAD/JAMB)

INSTALLATION NOTES:

- ONE (1) INSTALLATION ANCHOR IS REQUIRED AT EACH ANCHOR LOCATION SHOWN UNLESS OTHERWISE SPECIFIED.
- THE NUMBER OF INSTALLATION ANCHORS DEPICTED IS THE MINIMUM NUMBER OF ANCHORS TO BE USED FOR PRODUCT INSTALLATION OF THE MAXIMUM SIZE LISTED.
- FOR MASONRY OR CONCRETE OPENINGS A 1X WOOD BUCK MAY BE USED (OPTIONAL) AS LONG AS THE MINIMUM EMBEDMENT AND EDGE DISTANCE REQUIREMENTS ARE STILL MET WITHIN THE CORRESPONDING HOST SUBSTRATE.
- INSTALL INDIVIDUAL INSTALLATION ANCHORS WITHIN A TOLERANCE OF $\pm 1/2$ INCH THE DEPICTED LOCATION & SPACING IN THE ANCHOR LAYOUT DETAILS (I.E., WITHOUT CONSIDERATION OF TOLERANCES). TOLERANCES ARE NOT CUMULATIVE FROM ONE INSTALLATION ANCHOR TO THE NEXT.
- SHIM AS REQUIRED AT EACH INSTALLATION ANCHOR WITH LOAD BEARING SHIM(S). MAXIMUM ALLOWABLE SHIM STACK TO BE 1/4 INCH. SHIM WHERE SPACE OF 1/16 INCH OR GREATER OCCURS. SHIM(S) SHALL BE CONSTRUCTED OF HIGH DENSITY, HIGH IMPACT, NON-METALIC, NON COMPRESSIBLE, NATURALLY DURABLE & PRESERVATIVE TREATED MATERIALS.
- MINIMUM EMBEDMENT AND EDGE DISTANCE EXCLUDE WALL FINISHES, INCLUDING BUT NOT LIMITED TO STUCCO, FOAM, BRICK VENEER, AND SIDING.
- INSTALLATION ANCHORS AND ASSOCIATED HARDWARE MUST BE MADE OF CORROSION RESISTANT MATERIAL OR HAVE A CORROSION RESISTANT COATING.
- FOR HOLLOW BLOCK AND GROUT FILLED BLOCK, DO NOT INSTALL INSTALLATION ANCHORS INTO MORTAR JOINTS. EDGE DISTANCE IS MEASURED FROM FREE EDGE OF BLOCK OR EDGE OF MORTAR JOINT INTO FACE SHELL OF BLOCK.
- INSTALLATION ANCHORS SHALL BE INSTALLED IN ACCORDANCE WITH ANCHOR MANUFACTURER'S INSTALLATION INSTRUCTIONS, AND ANCHORS SHALL NOT BE USED IN SUBSTRATES WITH STRENGTHS LESS THAN THE MINIMUM STRENGTH SPECIFIED BY THE ANCHOR MANUFACTURER.

ANCHOR SCHEDULE				
METHOD	SUBSTRATE	ANCHOR SCHEDULE	MIN EMBEDMENT	MIN. EDGE DISTANCE
THROUGH METAL BRACKET (HEAD/JAMB)	WOOD: MIN. SG = 0.55	#8 WOOD SCREW	1.50"	0.75"
THROUGH METAL BRACKET (HEAD/JAMB)	STEEL: MIN. 18 GAUGE, MIN. FY = 36 KSI	#8 TEK SCREW	3 THREADS MIN. PENETRATION BEYOND METAL	0.50"
THROUGH FRAME (HEAD/JAMB)	WOOD: MIN. SG = 0.55	#12 WOOD SCREW	1.50"	1.00"
THROUGH FRAME (HEAD/JAMB)	STEEL: MIN. 18 GAUGE, MIN. FY = 36 KSI	#10 TEK SCREW	3 THREADS MIN. PENETRATION BEYOND METAL	0.75"
THROUGH FRAME (HEAD/JAMB)	3000 PSI CONCRETE	1/4" ITW TAPCON	1.75"	1.25"
THROUGH FRAME (HEAD/JAMB)	MASONRY: CMU PER ASTM C90, MIN. 2000 PSI	1/4" ITW TAPCON	1.75"	1.25"
THROUGH FRAME (SILL)	WOOD: MIN. SG = 0.55	#12 WOOD SCREW	1.50"	0.75"
THROUGH FRAME (SILL)	STEEL: MIN. 18 GAUGE, MIN. FY = 36 KSI	#8 TEK SCREW	3 THREADS MIN. PENETRATION BEYOND METAL	0.50"
THROUGH FRAME (SILL)	3000 PSI CONCRETE	1/4" ITW TAPCON	1.75"	1.25"
THROUGH FRAME (SILL)	MASONRY: CMU PER ASTM C90, MIN. 2000 PSI	1/4" ITW TAPCON	1.75"	1.25"

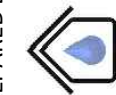


PALM CITY IRONWORKS
3160 KUTAK RD.
FORT MYERS, FL 33916

PH: (239) 691-8400 FX: (239) 277-0061


TITLE: URBAN SERIES OUTSWING
NARROW STYLE DOOR
(IMPACT) (HVHZ)
INSTALLATION NOTES AND
DETAILS

PREPARED BY:
BUILDING DROPS, INC.
398 E. DANIA BEACH BLVD., STE. 338
DANIA BEACH, FL 33004
PH: (954) 959-8478
FX: (954) 744-4738
WEB: www.buildingdrops.com



REMARKS	BY	DATE

THE INSTALLATION DETAILS DESCRIBED HEREIN ARE GENERIC AND MAY NOT REFLECT ACTUAL CONDITIONS FOR A SPECIFIC SITE. IF SITE CONDITIONS CAUSE INSTALLATION TO DEVIATE FROM THE REQUIREMENTS DETAILED HEREIN, A LICENSED ENGINEER OR ARCHITECT SHALL PREPARE SITE SPECIFIC DOCUMENTS FOR USE WITH THIS DOCUMENT



HERMES F. NORERO
FLORIDA P. E. NO. 73778
398 E. DANIA BEACH BLVD., STE. 338
DANIA BEACH, FL 33004
FBPE CERT. OF AUTHORIZATION NO. 29578

FL27071

DATE: **03.21.19**

DWG. BY: **JA**

CHK. BY: **HFN**

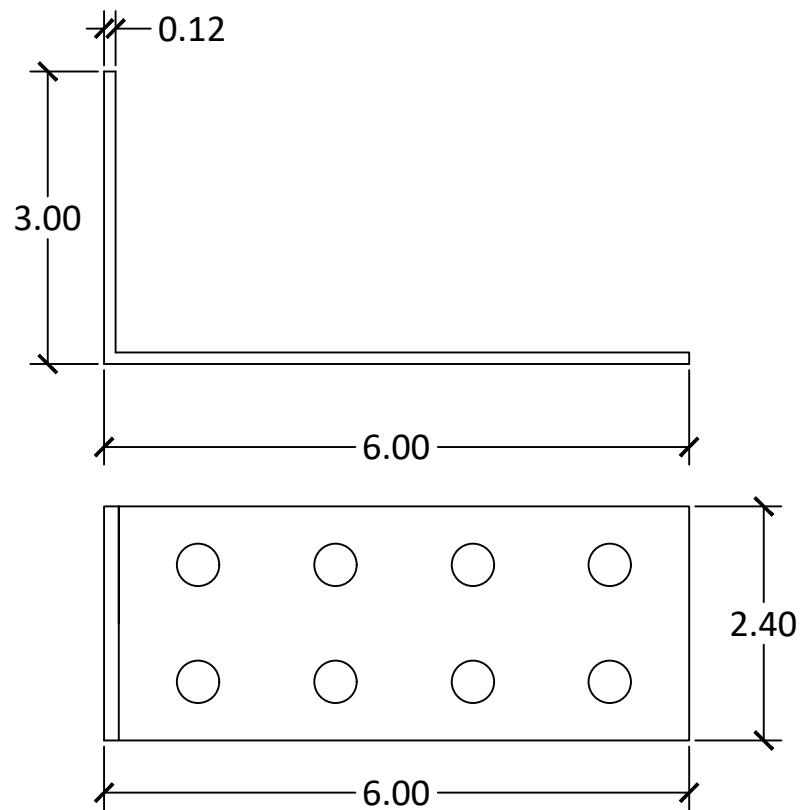
SCALE: **NTS**

DWG. #: **PCI002**

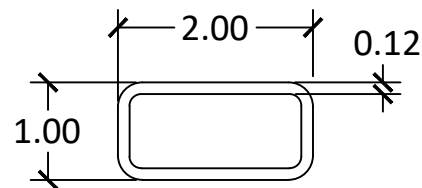
SHEET:

15

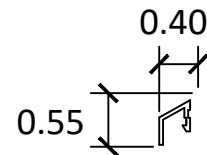
1 FLANGE



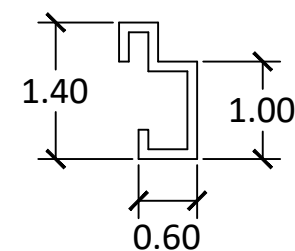
2 DOOR, SIDELITE & TRANSOM FRAME



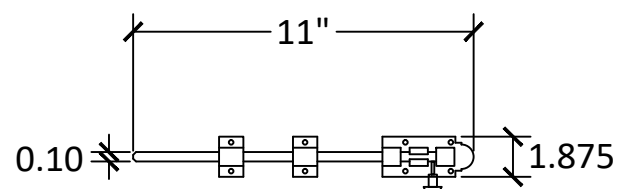
3 GLAZING BEAD



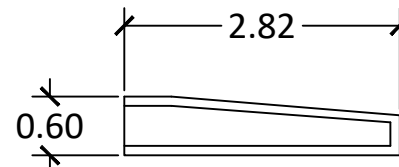
4 DOOR STOP



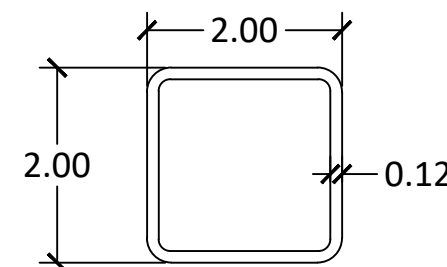
5 SURFACE BOLT



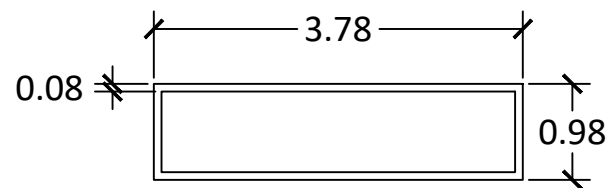
6 THRESHOLD



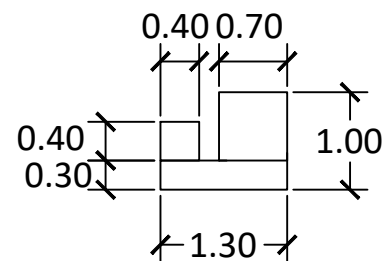
7 BOTTOM RAIL



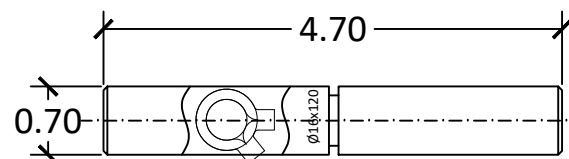
8 JAMB



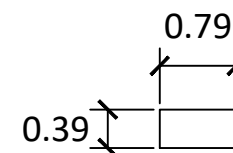
9 ASTRAGAL



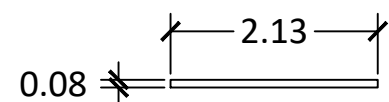
10 HINGE



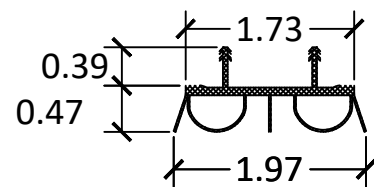
11 0.79" x 0.39" SOLID IRON BAR



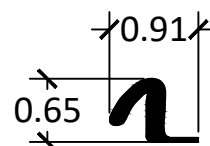
12 PLATE (BOTTOM RAIL)



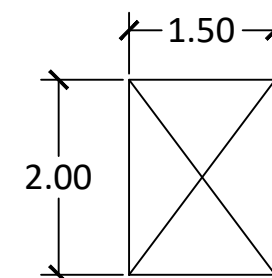
13 DOOR SWEEP



14 WEATHER STRIPPING



15 SURFACE BOLT BASE



PALM CITY IRONWORKS
3160 KUTAK RD.
FORT MYERS, FL 33916

PH: (239) 691-8400 FX: (239) 277-0061


TITLE: URBAN SERIES OUTSWING
NARROW STYLE DOOR
(IMPACT) (HVHZ)
COMPONENTS

PREPARED BY:
BUILDING DROPS, INC.
398 E. DANIA BEACH BLVD., STE. 338
DANIA BEACH, FL 33004
PH: (954) 959-8478
FAX: (954) 744-4738
WEB: www.buildingdrops.com



REMARKS	BY	DATE

THE INSTALLATION DETAILS DESCRIBED HEREIN ARE GENERIC AND MAY NOT REFLECT ACTUAL CONDITIONS FOR A SPECIFIC SITE. IF SITE CONDITIONS CAUSE INSTALLATION TO DEVIATE FROM THE REQUIREMENTS DETAILED HEREIN, A LICENSED ENGINEER OR ARCHITECT SHALL PREPARE SITE SPECIFIC DOCUMENTS FOR USE WITH THIS DOCUMENT



HERMES F. NORERO
FLORIDA P. E. NO. 73778
398 E. DANIA BEACH BLVD., STE. 338
DANIA BEACH, FL 33004
FBPE CERT. OF AUTHORIZATION NO. 29578

FL27071

DATE: 03.21.19

DWG. BY: JA
CHK. BY: HFN

SCALE: NTS

DWG. #: PCI002

SHEET:

16

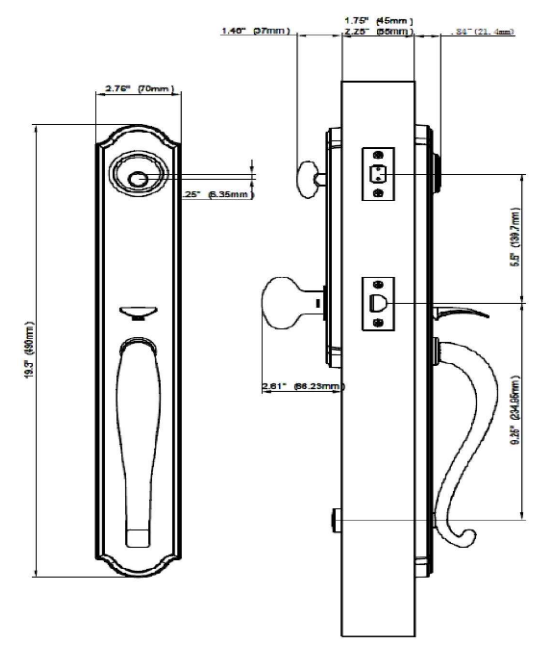
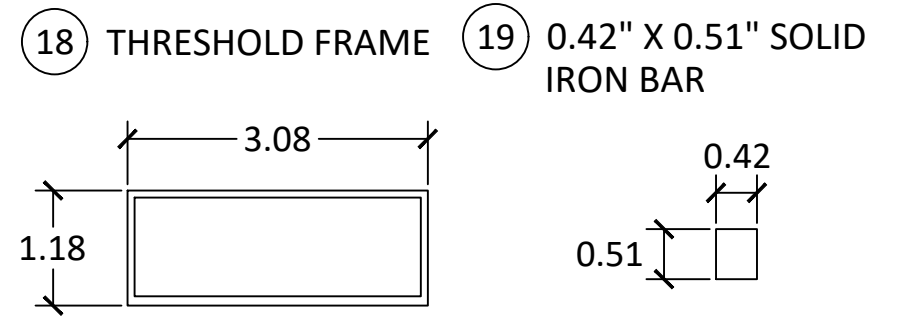
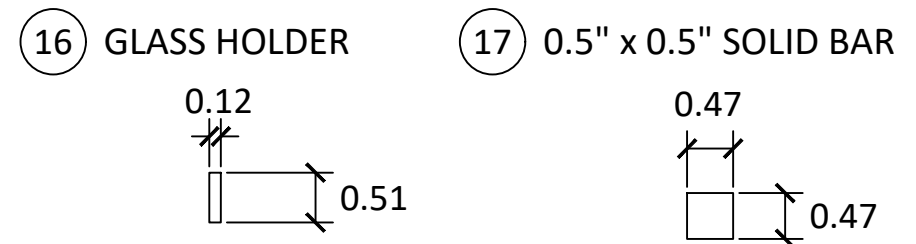
OF 17

4/21/2019 9:48 PM
s:\projects\palmcity ironworks, inc.\fb\pci-19-0247.2 - fbc-submittal - f161649, f127071, f127072, f127073, f127074, f127075\dwg\127071-1.urbanpci002 (hvhz).dwg

4/21/2019 9:48 PM
s:\projects\palmcity ironworks, inc.\bs\bc-19-0247.2 - fbc-submittal - f16749, f127071, f127072, f127073, f127074, f127075\dwg\127071_1_urbanpc002 (hnhz).dwg

BILL OF MATERIALS

ITEM	PART No.	DESCRIPTION	MATERIAL	MANUFACTURER
1	-	METAL BRACKETS	Q235B STEEL	XIAMEN JINZHIXING INDUSTRIAL CO., LTD
2	-	DOOR, SIDELITE & TRANSOM FRAME	Q235B STEEL	-
3	CT009	GLAZING BEAD	ALUMINUM 160 MPA MIN. TENSILE STRENGTH	FUJIAN MINFA ALUMINUM INC.
4	MD043	DOOR STOP	Q235B STEEL	XIAMEN JINZHIXING INDUSTRIAL CO., LTD
5	-	SURFACE BOLT	Q235B STEEL	XIAMEN JINZHIXING INDUSTRIAL CO., LTD
6	-	THRESHOLD	Q235B STEEL	XIAMEN JINZHIXING INDUSTRIAL CO., LTD
7	-	BOTTOM RAIL	Q235B STEEL	-
8	-	JAMB	Q235B STEEL	-
9	-	ASTRAGAL	Q235B STEEL	XIAMEN JINZHIXING INDUSTRIAL CO., LTD
10	PJ013	HINGE	Q235B STEEL	XIAMEN JINZHIXING INDUSTRIAL CO., LTD
11	-	0.79" x 0.39" SOLID BAR	Q235B STEEL	XIAMEN JINZHIXING INDUSTRIAL CO., LTD
12	-	IRON PLATE (BOTTOM RAIL)	Q235B STEEL	XIAMEN JINZHIXING INDUSTRIAL CO., LTD
13	MS5023	DOOR SWEEP	PLASTIC	XIAMEN JINZHIXING INDUSTRIAL CO., LTD
14	JT005	WEATHER STRIPPING	Q-LON	XIAMEN JINZHIXING INDUSTRIAL CO., LTD
15	-	IRON SURFACE BOLT BASE	Q235B STEEL	XIAMEN JINZHIXING INDUSTRIAL CO., LTD
16	-	GLASS HOLDER	Q235B STEEL	XIAMEN JINZHIXING INDUSTRIAL CO., LTD
17	-	0.5" x 0.5" SOLID BAR	Q235B STEEL	XIAMEN JINZHIXING INDUSTRIAL CO., LTD
18	-	THRESHOLD FRAME	Q235B STEEL	XIAMEN JINZHIXING INDUSTRIAL CO., LTD
19	-	0.42" x 0.51" SOLID IRON BAR	Q235B STEEL	XIAMEN JINZHIXING INDUSTRIAL CO., LTD
20	-	WHILTSHIRE ENTRY HANDLE	BRASS	WESLOCK



20 WHILTSHIRE ENTRY HANDLE

LOCK STANDARD SPECIFICATIONS	
CYLINDER	SCHLAGE "C" 5 PIN KEY
LATCH	NON MORTISE STANDARD, 1" THROW
HANDING	NON HANDED
MATERIAL	BRASS
STRIKE PLATE	2-1/4" FULL LIP AND 1" X 2-1/4" ROUND & SQUARE
STANDARDS	ANSI A 156.2 GRADE II LOCK



Palm City IRONWORKS
PALM CITY IRONWORKS
3160 KUTAK RD.
FORT MYERS, FL 33916
PH: (239) 691-8400 FX: (239) 277-0061

TITLE: URBAN SERIES OUTSWING NARROW STYLE DOOR (IMPACT) (HVHZ) BILL OF MATERIALS

PREPARED BY: BUILDING DROPS, INC.
398 E. DANIA BEACH BLVD., STE. 338
DANIA BEACH, FL 33004
PH: (954) 959-8478
FAX: (954) 744-4738
WEB: www.buildingdrops.com

REMARKS	BY	DATE

THE INSTALLATION DETAILS DESCRIBED HEREIN ARE GENERIC AND MAY NOT REFLECT ACTUAL CONDITIONS FOR A SPECIFIC SITE. IF SITE CONDITIONS CAUSE INSTALLATION TO DEVIATE FROM THE REQUIREMENTS DETAILED HEREIN, A LICENSED ENGINEER OR ARCHITECT SHALL PREPARE SITE SPECIFIC DOCUMENTS FOR USE WITH THIS DOCUMENT

HERMES F. NORERO
FLORIDA P. E. NO. 73778
398 E. DANIA BEACH BLVD., STE. 338
DANIA BEACH, FL 33004
FBPE CERT. OF AUTHORIZATION NO. 29578

FL27071

DATE: **03.21.19**
DWG. BY: **JA** CHK. BY: **HFN**
SCALE: **NTS**
DWG. #: **PCI002**

SHEET: **17**
OF 17